



Ithaka S+R Faculty Survey: Report of Findings

Table of Contents

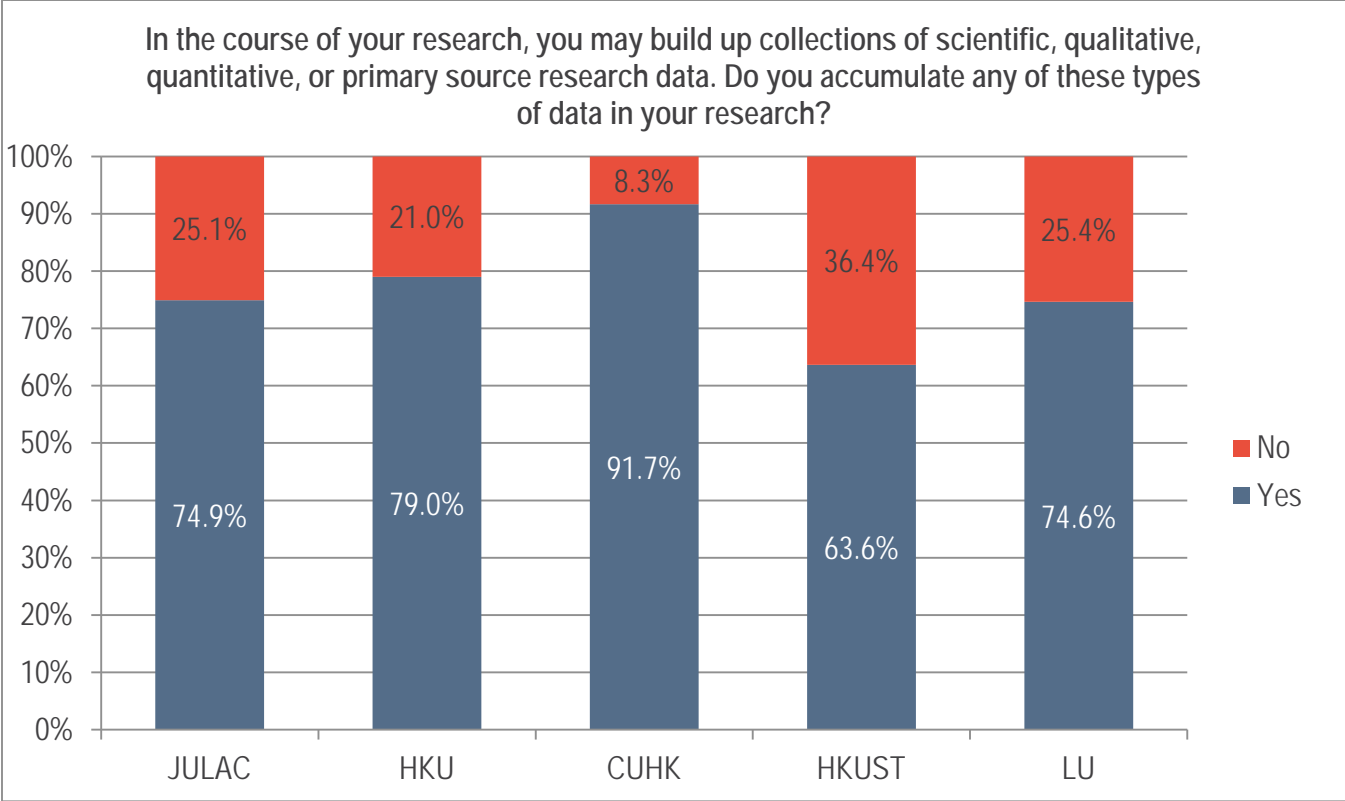
Data Preservation and Management.....	2
DATA1	2
DATA2	3
DATA3	4
DATA4	11
DATA5	19
DATA6	26
DATA7	34
Scholarly Communication Services.....	35
SC1	35
SC2.....	36
SC3.....	41
SC4.....	50
SC5.....	51
SC6.....	53
SC7	54
SC8.....	55
SC9.....	60
SC10.....	61
Role of the Library	62
ROL1	62
ROL2	63
ROL3	69
ROL4	70
Demographics	74
D1	74
D2	76
D3	77
D4	78
D5	79
D6	80
D7	81

Data Preservation and Management

DATA1

In the course of your research, you may build up collections of scientific, qualitative, quantitative, or primary source research data. Do you accumulate any of these types of data in your research? Please select one answer.

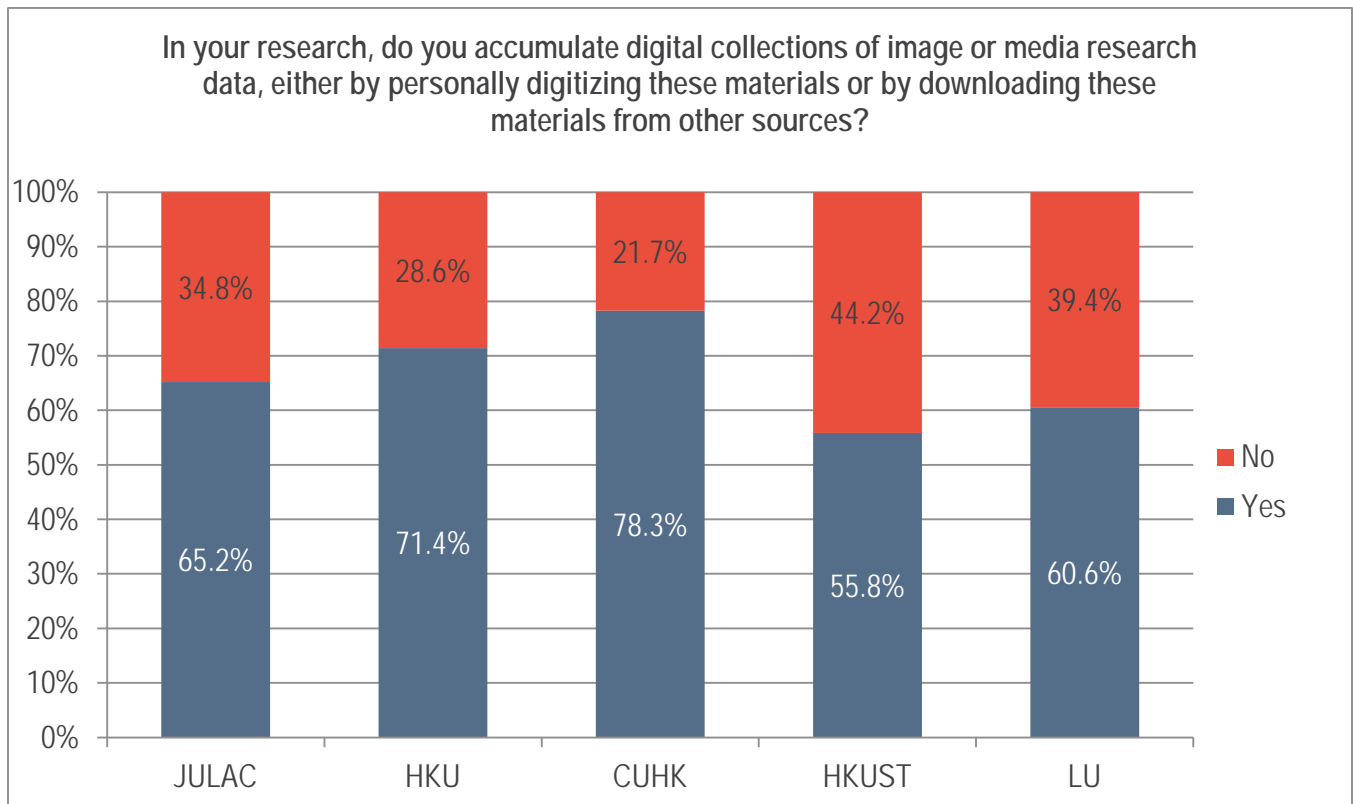
	Yes	No	Response
JULAC	74.9%	25.1%	291
HKU	79.0%	21.0%	119
CUHK	91.7%	8.3%	24
HKUST	63.6%	36.4%	77
LU	74.6%	25.4%	71



DATA2

In the course of your research, you may build up digital collections of image or media research data, either by personally digitizing these materials or by downloading these materials from other sources. Do you accumulate any of these types of data in your research? Please select one answer.

	Yes	No	Response
JULAC	65.2%	34.8%	290
HKU	71.4%	28.6%	119
CUHK	78.3%	21.7%	23
HKUST	55.8%	44.2%	77
LU	60.6%	39.4%	71

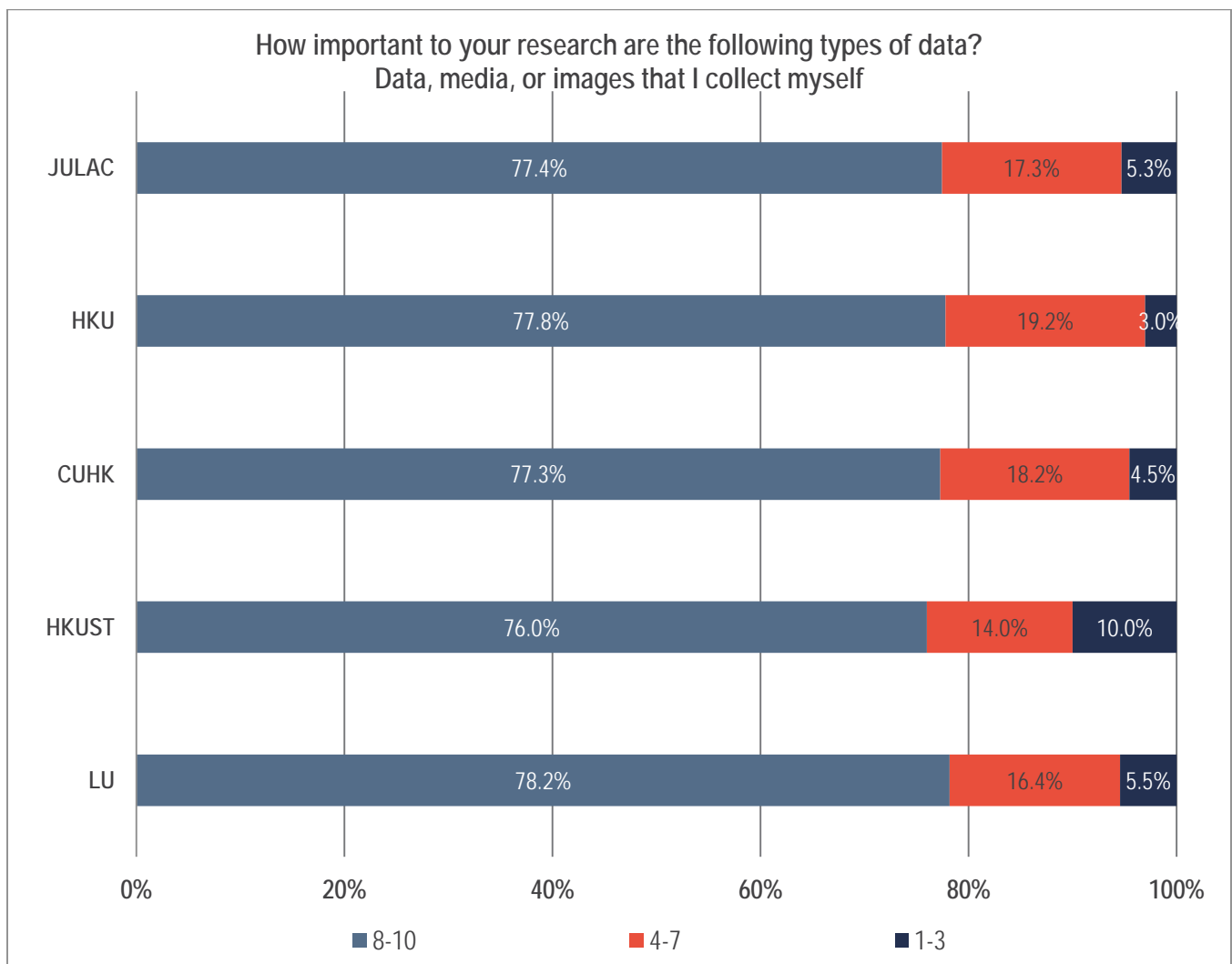


DATA3 [Contingent on DATA1 and DATA2]

How important to your research are the following types of data? Use the scales below to rate from 10 to 1, where 10 equals "Extremely important" and 1 equals "Not at all important." Please select one answer for each item.

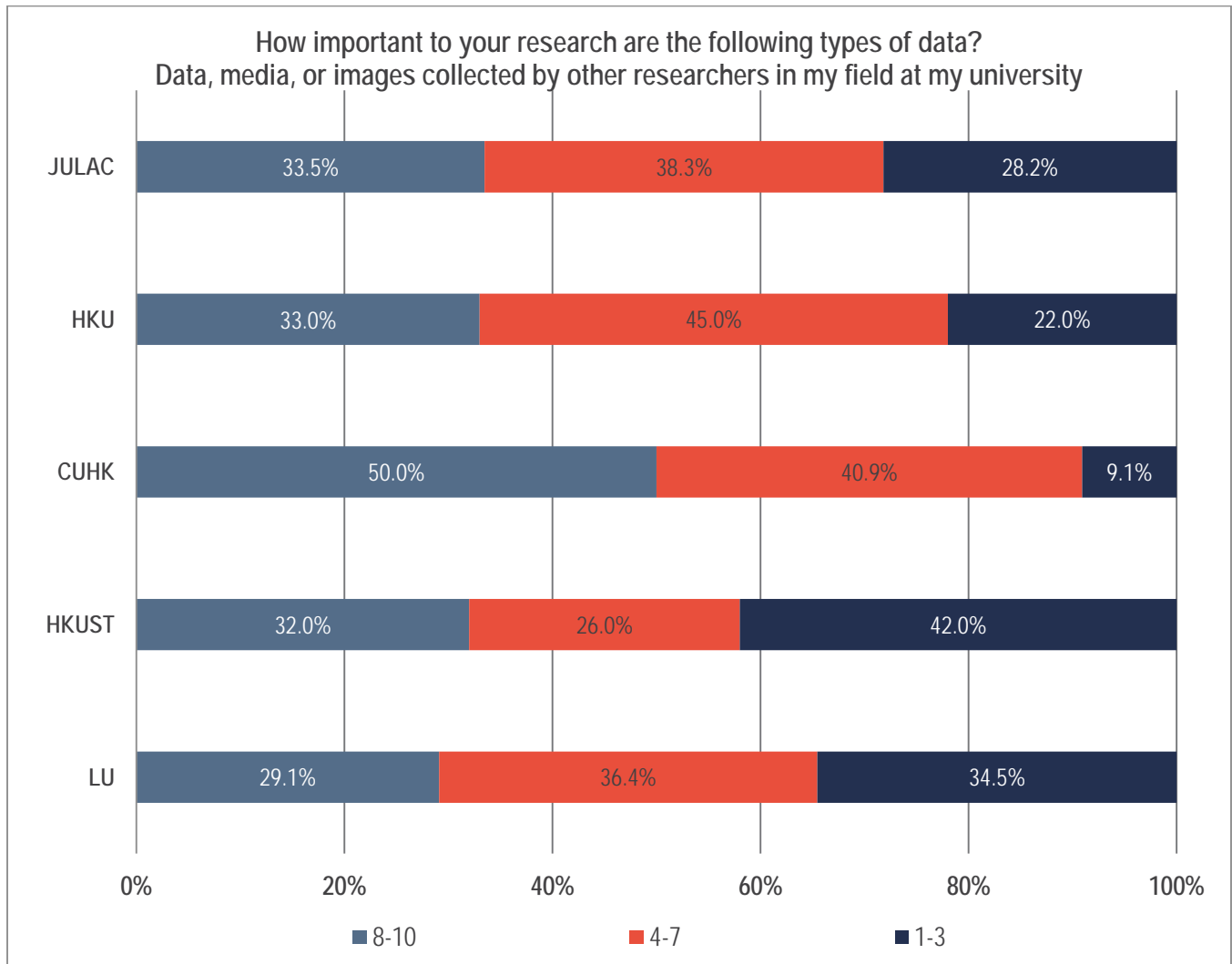
Data, media, or images that I collect myself

	8-10	4-7	1-3	Response
JULAC	77.4%	17.3%	5.3%	226
HKU	77.8%	19.2%	3.0%	99
CUHK	77.3%	18.2%	4.5%	22
HKUST	76.0%	14.0%	10.0%	50
LU	78.2%	16.4%	5.5%	55



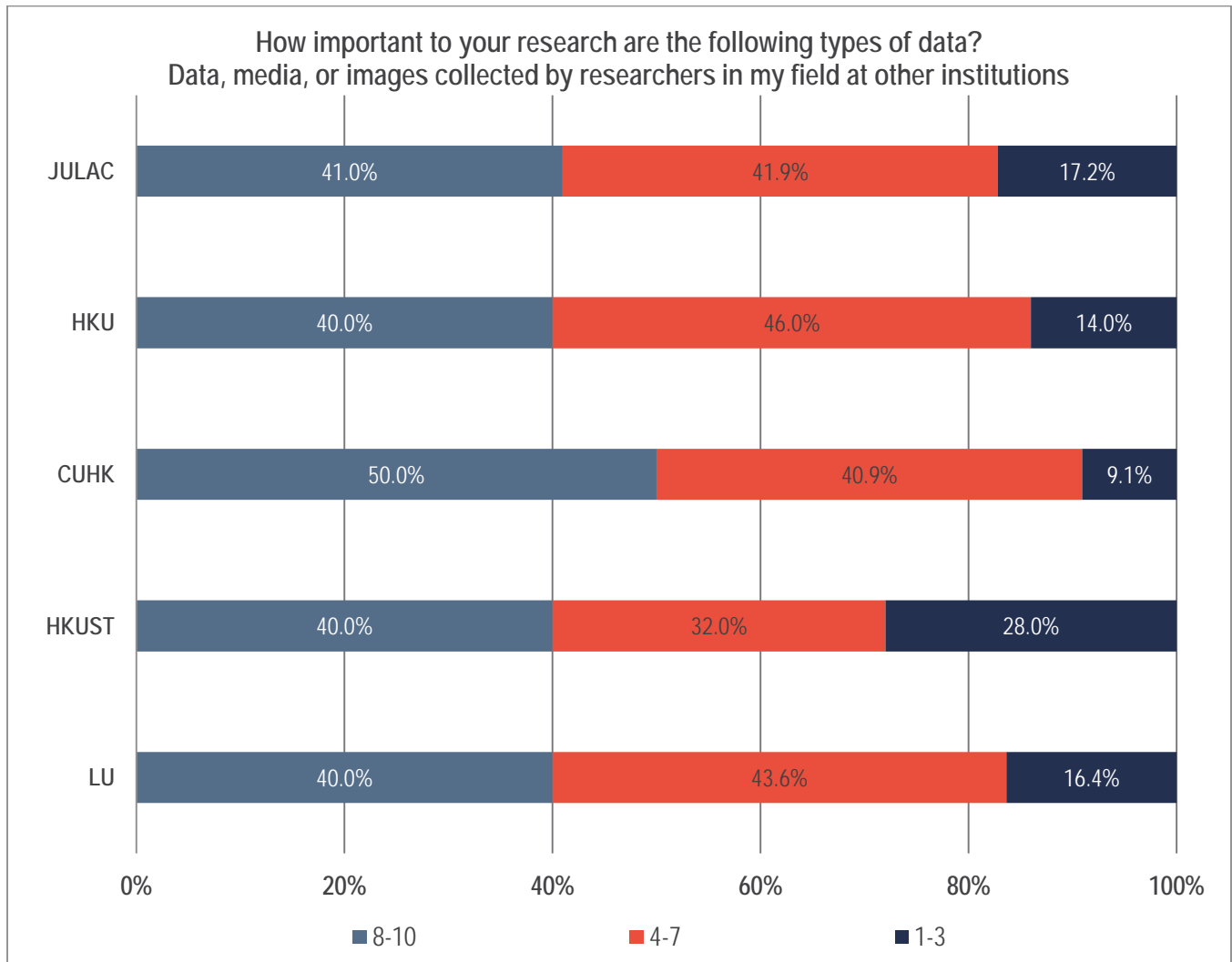
Data, media, or images collected by other researchers in my field at my university

	8-10	4-7	1-3	Response
JULAC	33.5%	38.3%	28.2%	227
HKU	33.0%	45.0%	22.0%	100
CUHK	50.0%	40.9%	9.1%	22
HKUST	32.0%	26.0%	42.0%	50
LU	29.1%	36.4%	34.5%	55



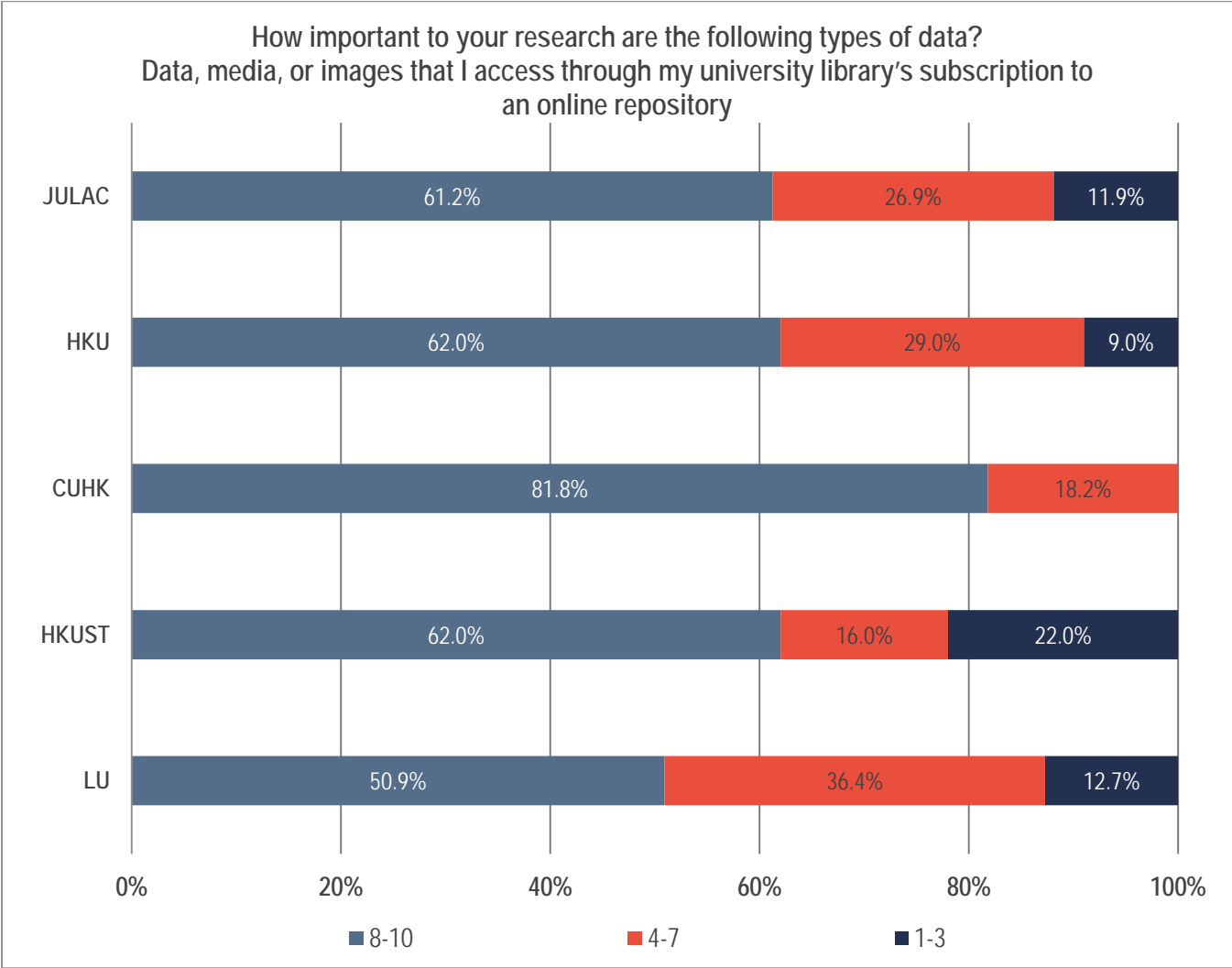
Data, media, or images collected by researchers in my field at other institutions

	8-10	4-7	1-3	Response
JULAC	41.0%	41.9%	17.2%	227
HKU	40.0%	46.0%	14.0%	100
CUHK	50.0%	40.9%	9.1%	22
HKUST	40.0%	32.0%	28.0%	50
LU	40.0%	43.6%	16.4%	55



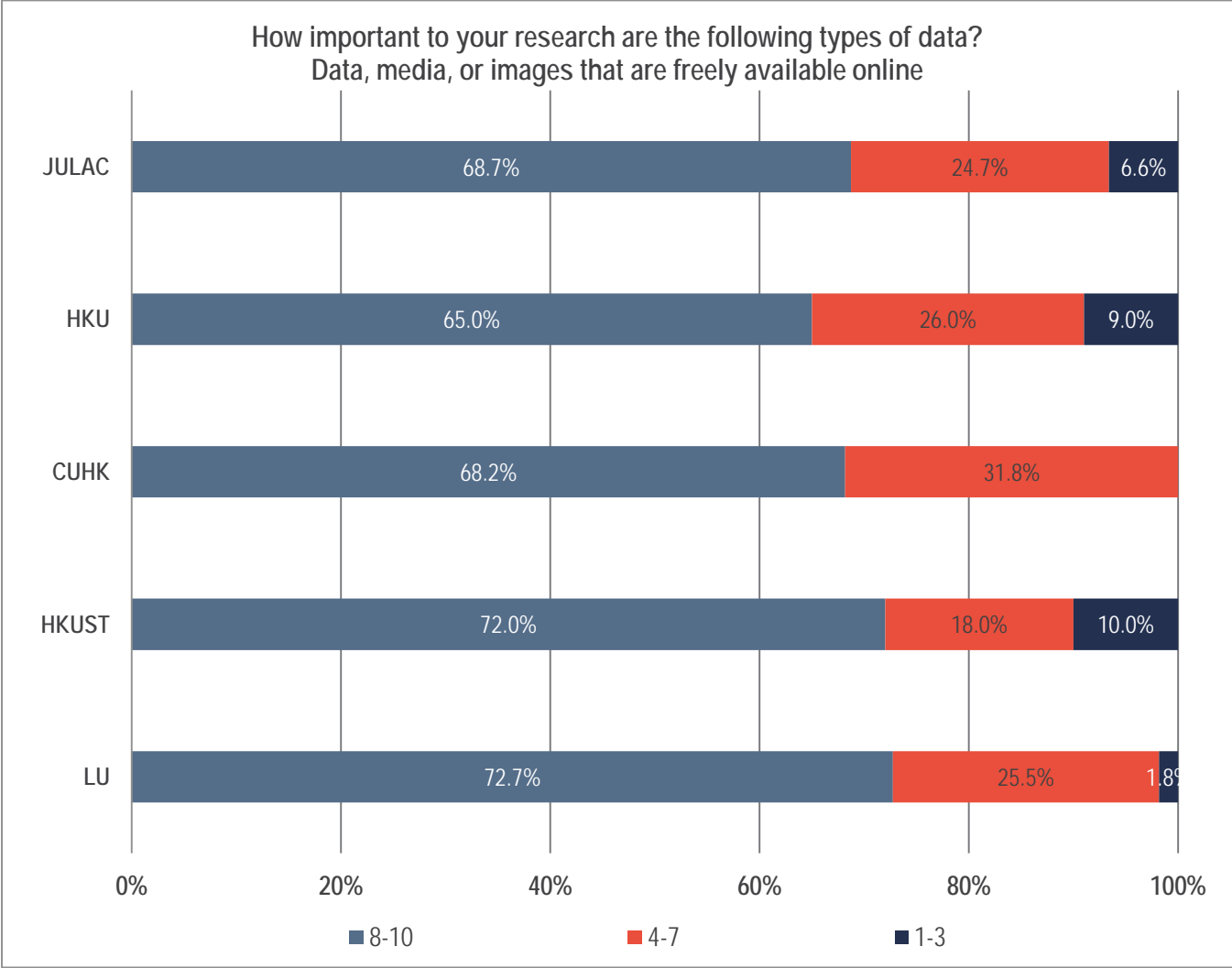
Data, media, or images that I access through my university library's subscription to an online repository

	8-10	4-7	1-3	Response
JULAC	61.2%	26.9%	11.9%	227
HKU	62.0%	29.0%	9.0%	100
CUHK	81.8%	18.2%	0.0%	22
HKUST	62.0%	16.0%	22.0%	50
LU	50.9%	36.4%	12.7%	55



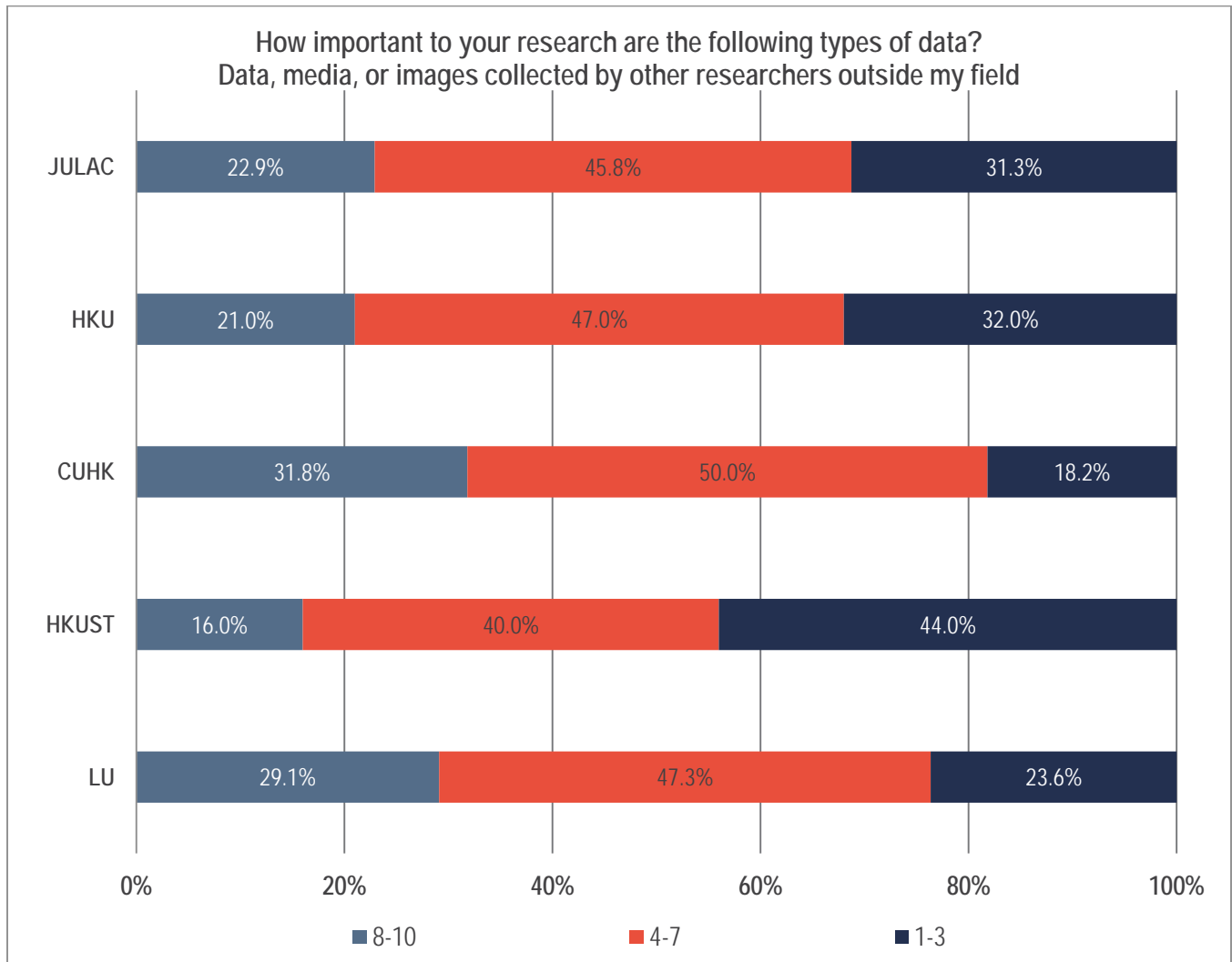
Data, media, or images that are freely available online

	8-10	4-7	1-3	Response
JULAC	68.7%	24.7%	6.6%	227
HKU	65.0%	26.0%	9.0%	100
CUHK	68.2%	31.8%	0.0%	22
HKUST	72.0%	18.0%	10.0%	50
LU	72.7%	25.5%	1.8%	55



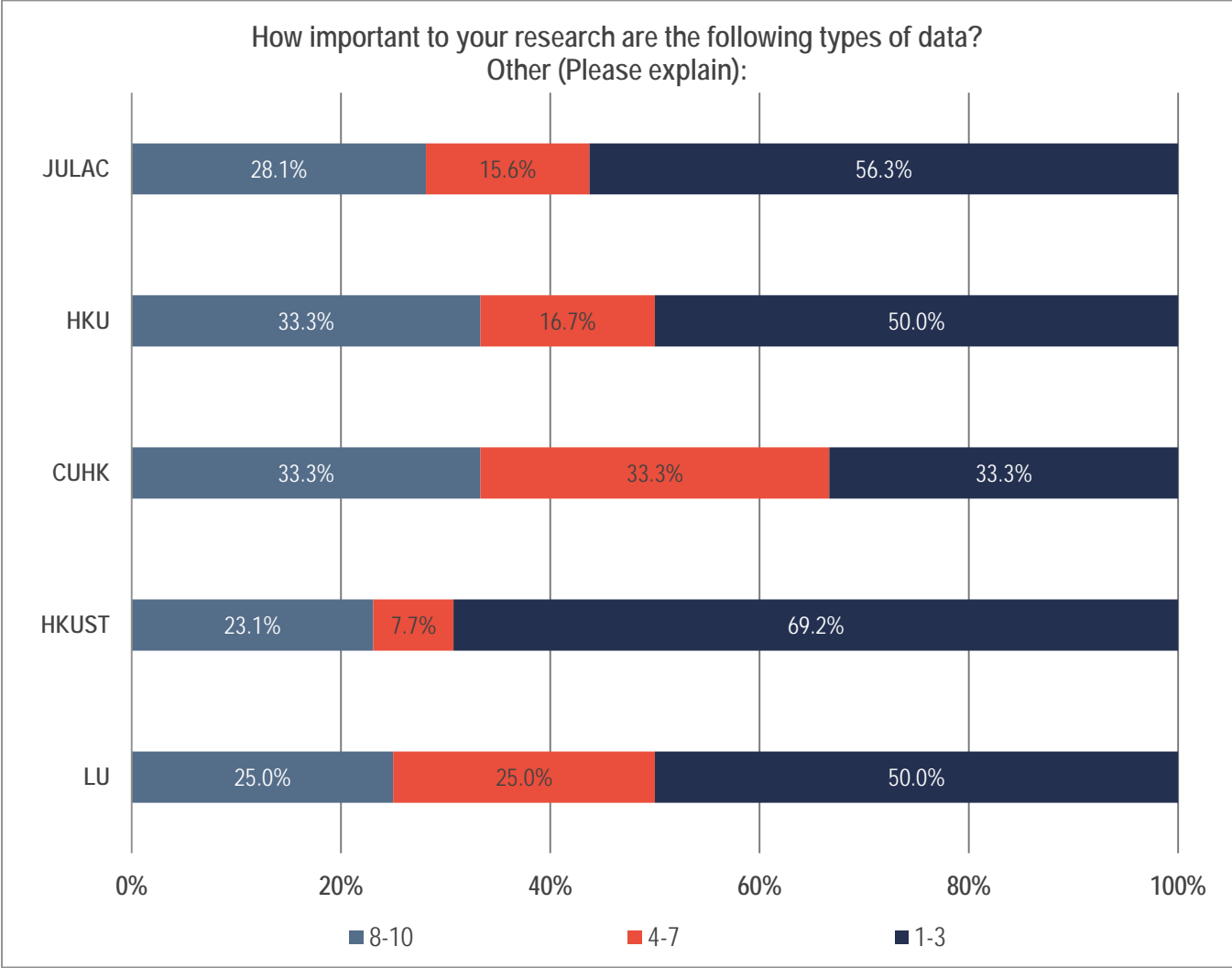
Data, media, or images collected by other researchers outside my field

	8-10	4-7	1-3	Response
JULAC	22.9%	45.8%	31.3%	227
HKU	21.0%	47.0%	32.0%	100
CUHK	31.8%	50.0%	18.2%	22
HKUST	16.0%	40.0%	44.0%	50
LU	29.1%	47.3%	23.6%	55



Other (Please explain):

	8-10	4-7	1-3	Response
JULAC	28.1%	15.6%	56.3%	32
HKU	33.3%	16.7%	50.0%	12
CUHK	33.3%	33.3%	33.3%	3
HKUST	23.1%	7.7%	69.2%	13
LU	25.0%	25.0%	50.0%	4

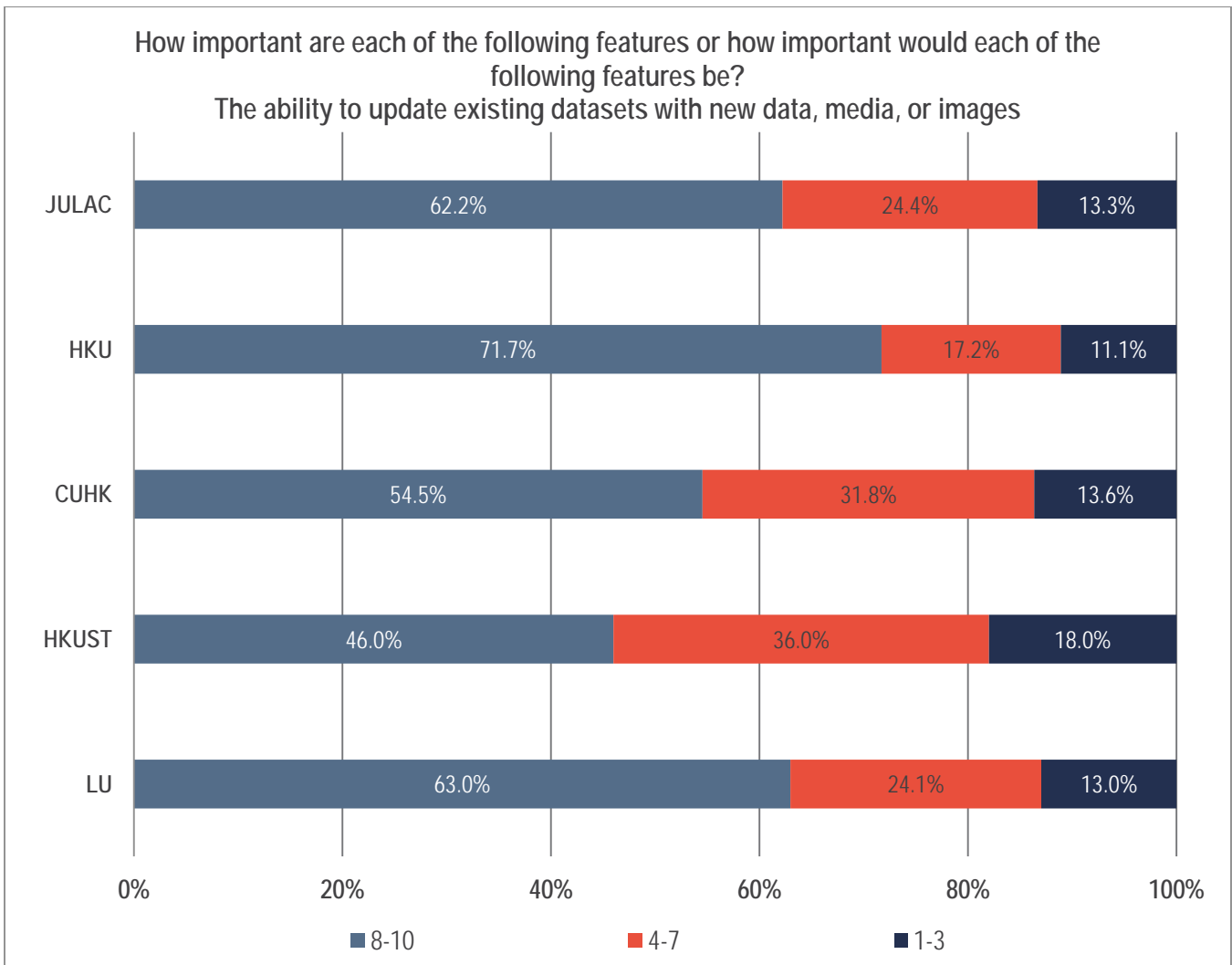


DATA4 [Contingent on DATA1 and DATA2]

When you think about managing or preserving the research data, media, or images that you collect, how important are each of the following features or how important would each of the following features be? Use the scales below to rate each item 10 to 1, where 10 equals "Extremely important" and 1 equals "Not at all important".

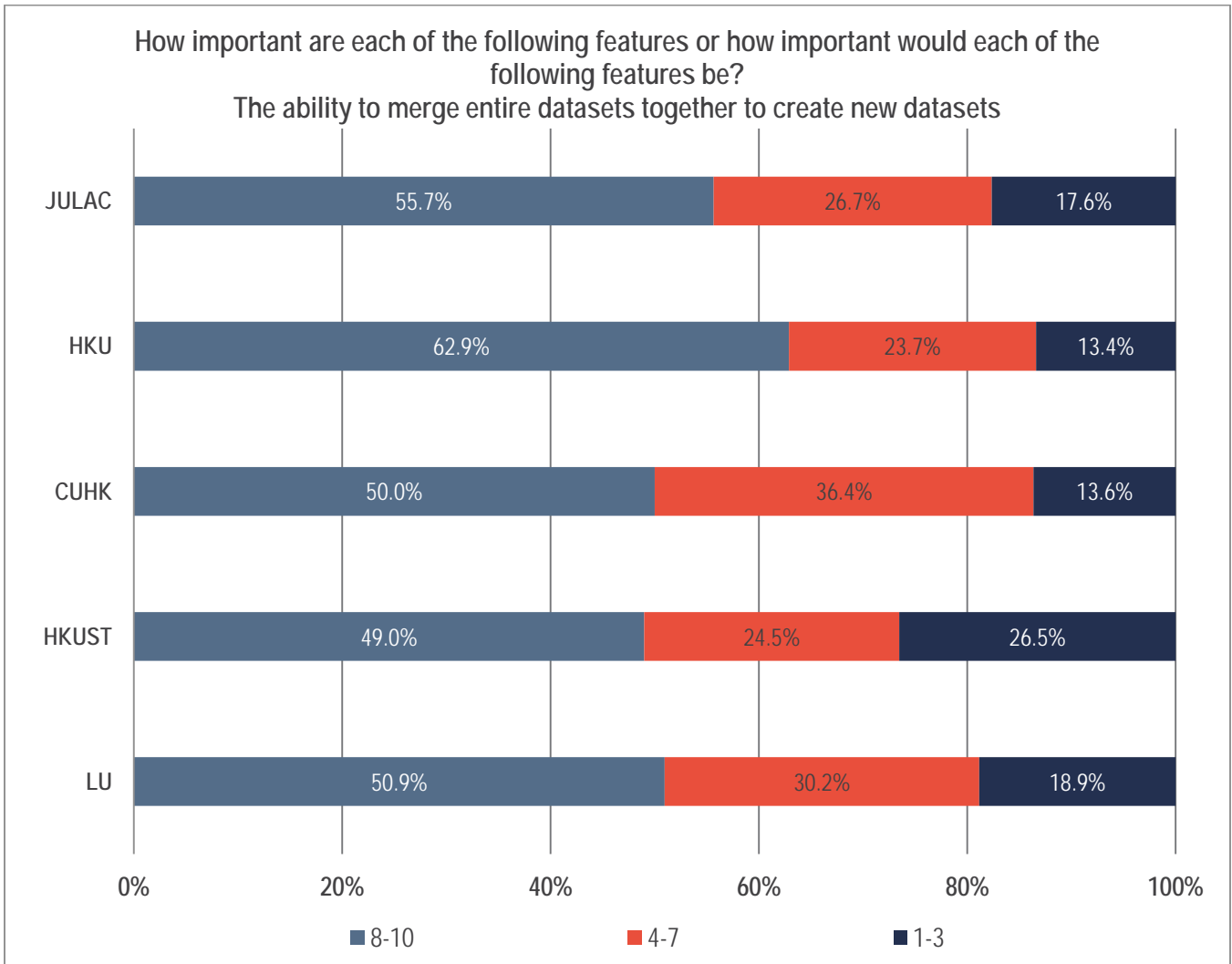
The ability to update existing datasets with new data, media, or images

	8-10	4-7	1-3	Response
JULAC	62.2%	24.4%	13.3%	225
HKU	71.7%	17.2%	11.1%	99
CUHK	54.5%	31.8%	13.6%	22
HKUST	46.0%	36.0%	18.0%	50
LU	63.0%	24.1%	13.0%	54



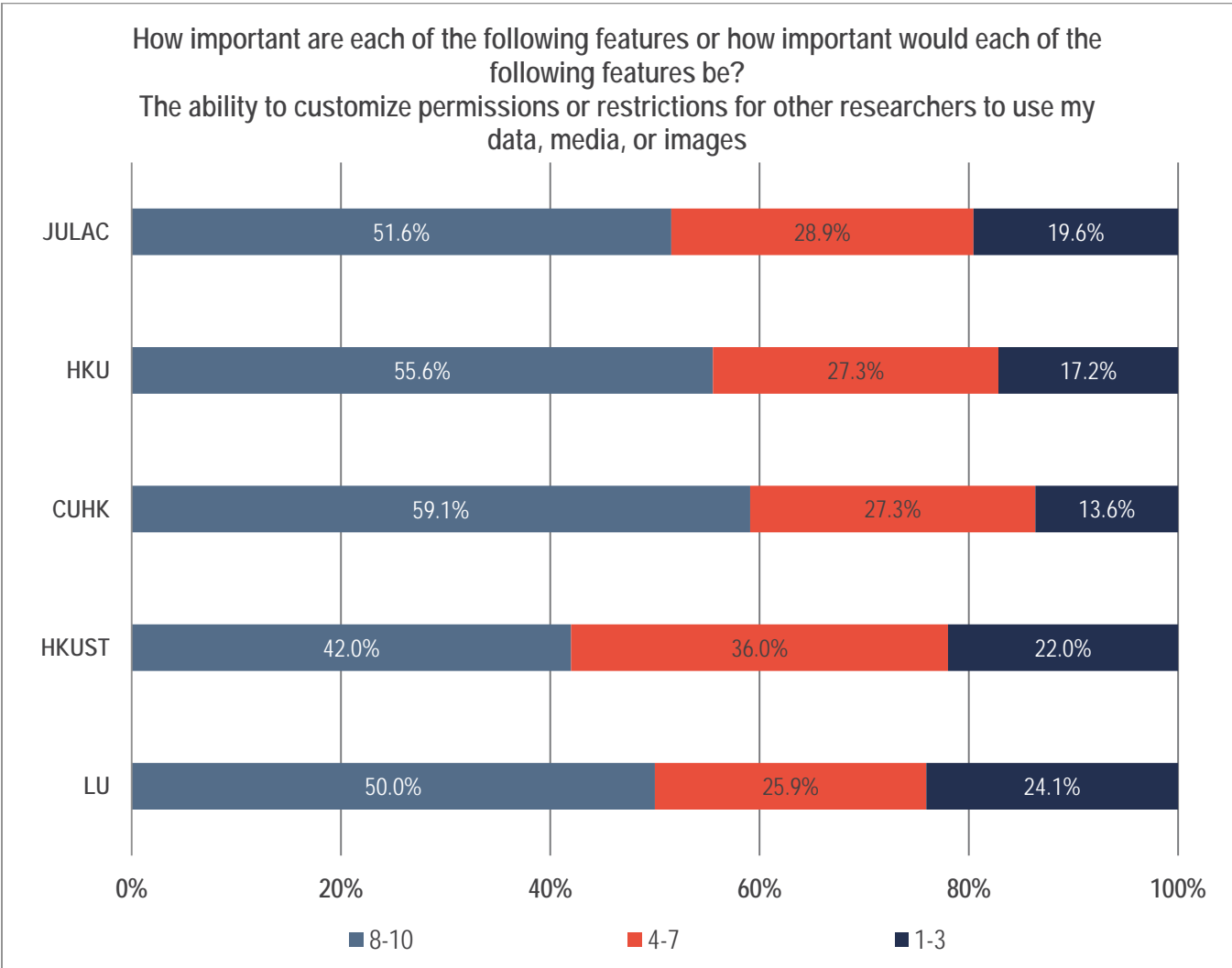
The ability to merge entire datasets together to create new datasets

	8-10	4-7	1-3	Response
JULAC	55.7%	26.7%	17.6%	221
HKU	62.9%	23.7%	13.4%	97
CUHK	50.0%	36.4%	13.6%	22
HKUST	49.0%	24.5%	26.5%	49
LU	50.9%	30.2%	18.9%	53



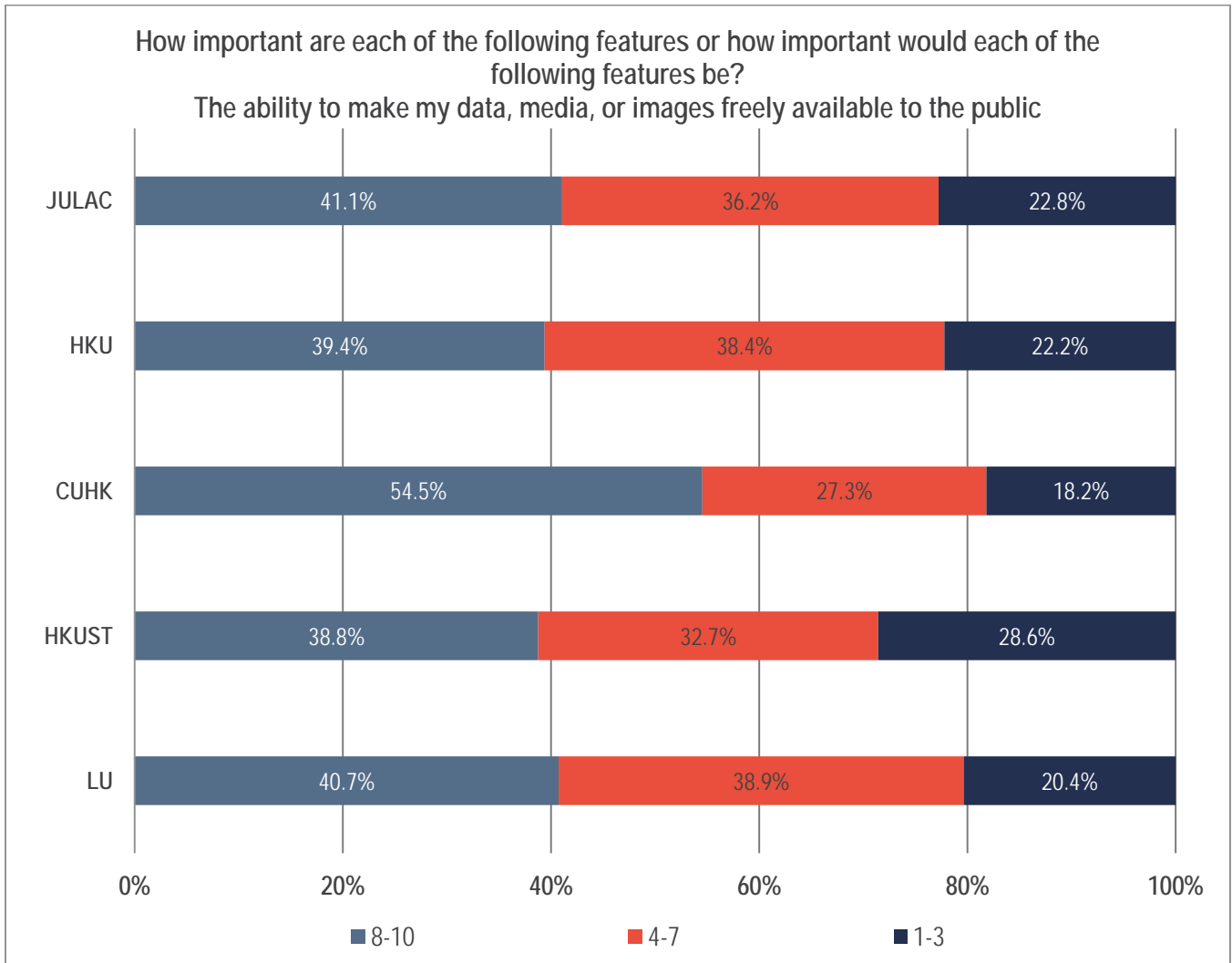
The ability to customize permissions or restrictions for other researchers to use my data, media, or images

	8-10	4-7	1-3	Response
JULAC	51.6%	28.9%	19.6%	225
HKU	55.6%	27.3%	17.2%	99
CUHK	59.1%	27.3%	13.6%	22
HKUST	42.0%	36.0%	22.0%	50
LU	50.0%	25.9%	24.1%	54



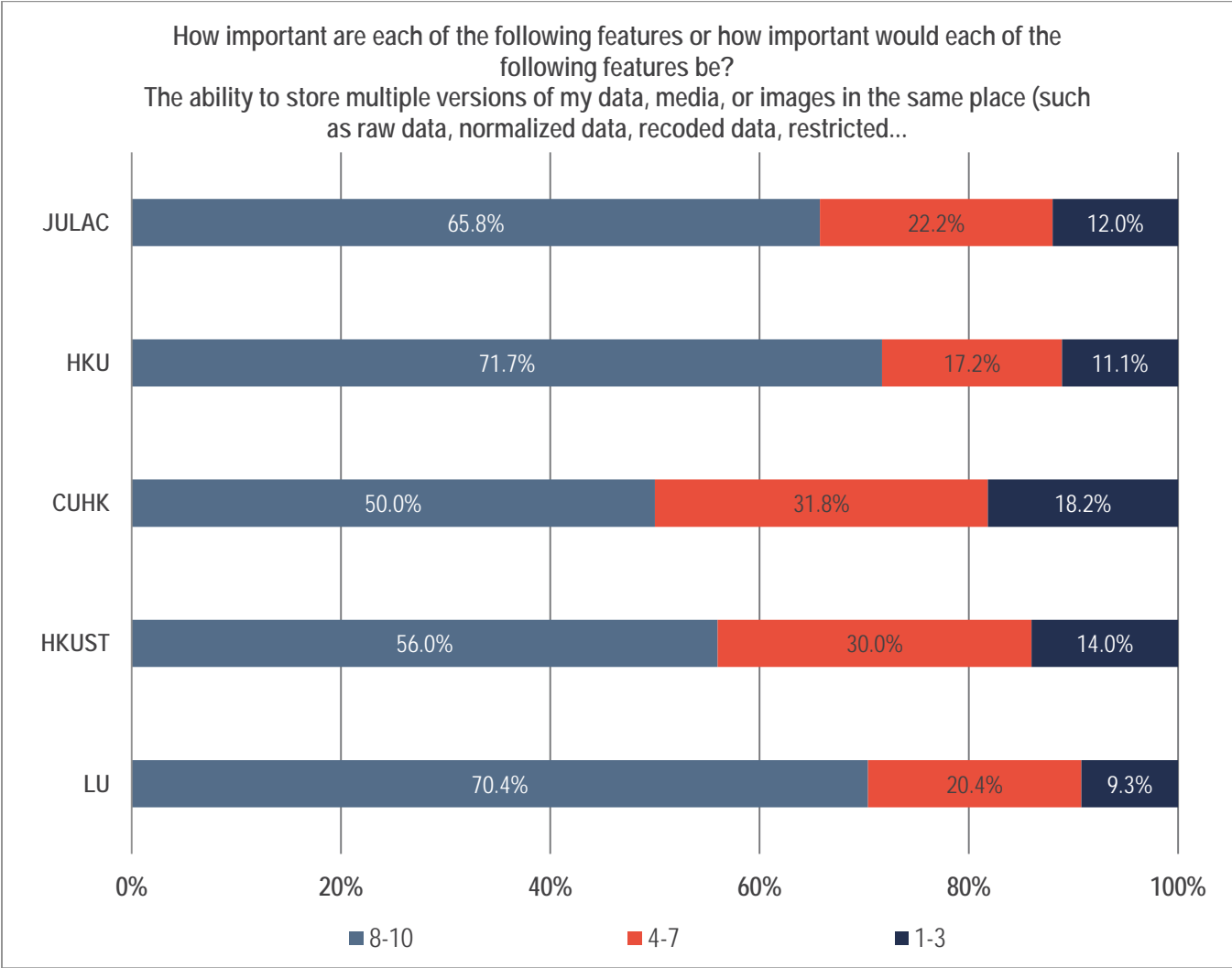
The ability to make my data, media, or images freely available to the public

	8-10	4-7	1-3	Response
JULAC	41.1%	36.2%	22.8%	224
HKU	39.4%	38.4%	22.2%	99
CUHK	54.5%	27.3%	18.2%	22
HKUST	38.8%	32.7%	28.6%	49
LU	40.7%	38.9%	20.4%	54



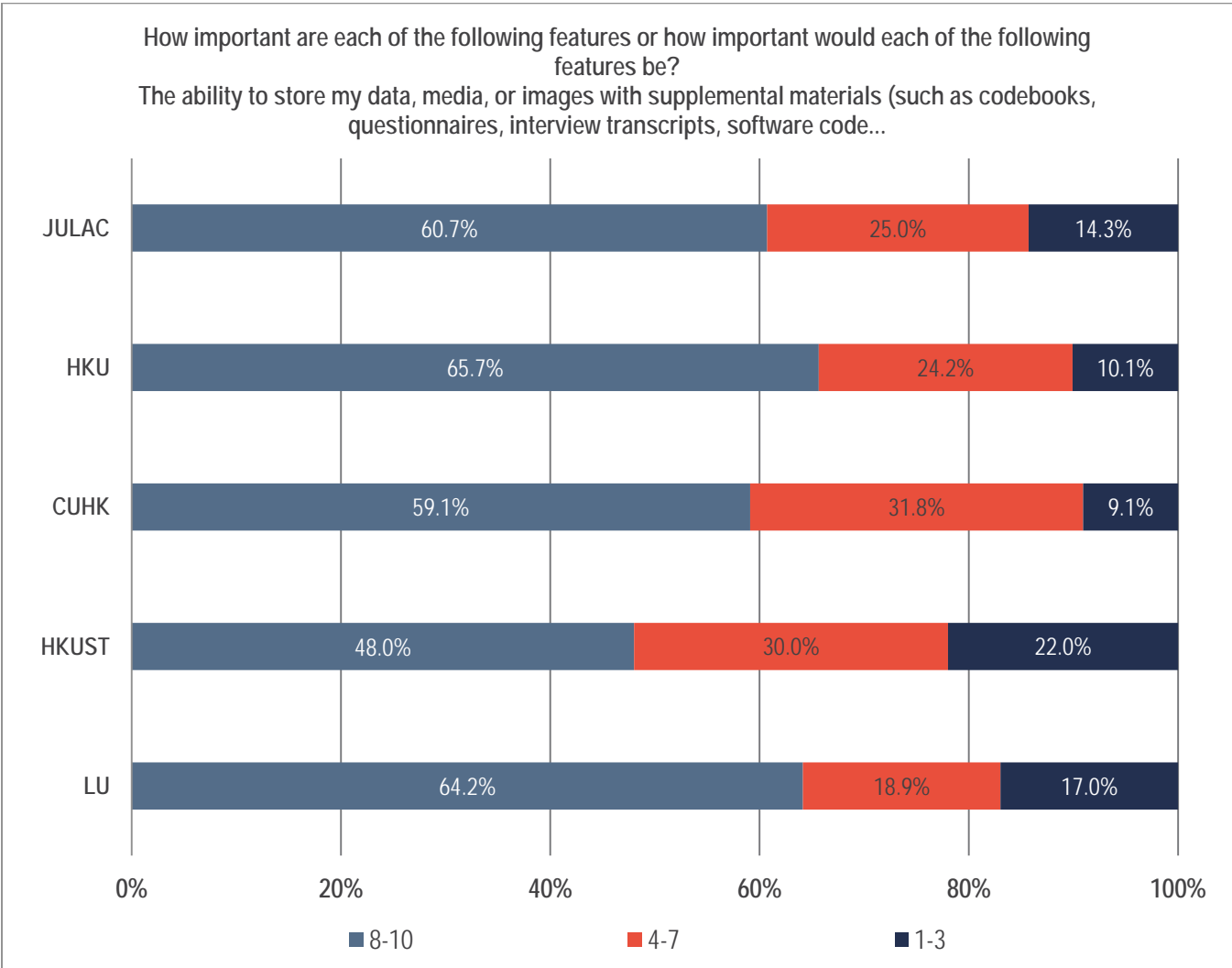
The ability to store multiple versions of my data, media, or images in the same place (such as raw data, normalized data, recoded data, restricted use data, etc.)

	8-10	4-7	1-3	Response
JULAC	65.8%	22.2%	12.0%	225
HKU	71.7%	17.2%	11.1%	99
CUHK	50.0%	31.8%	18.2%	22
HKUST	56.0%	30.0%	14.0%	50
LU	70.4%	20.4%	9.3%	54



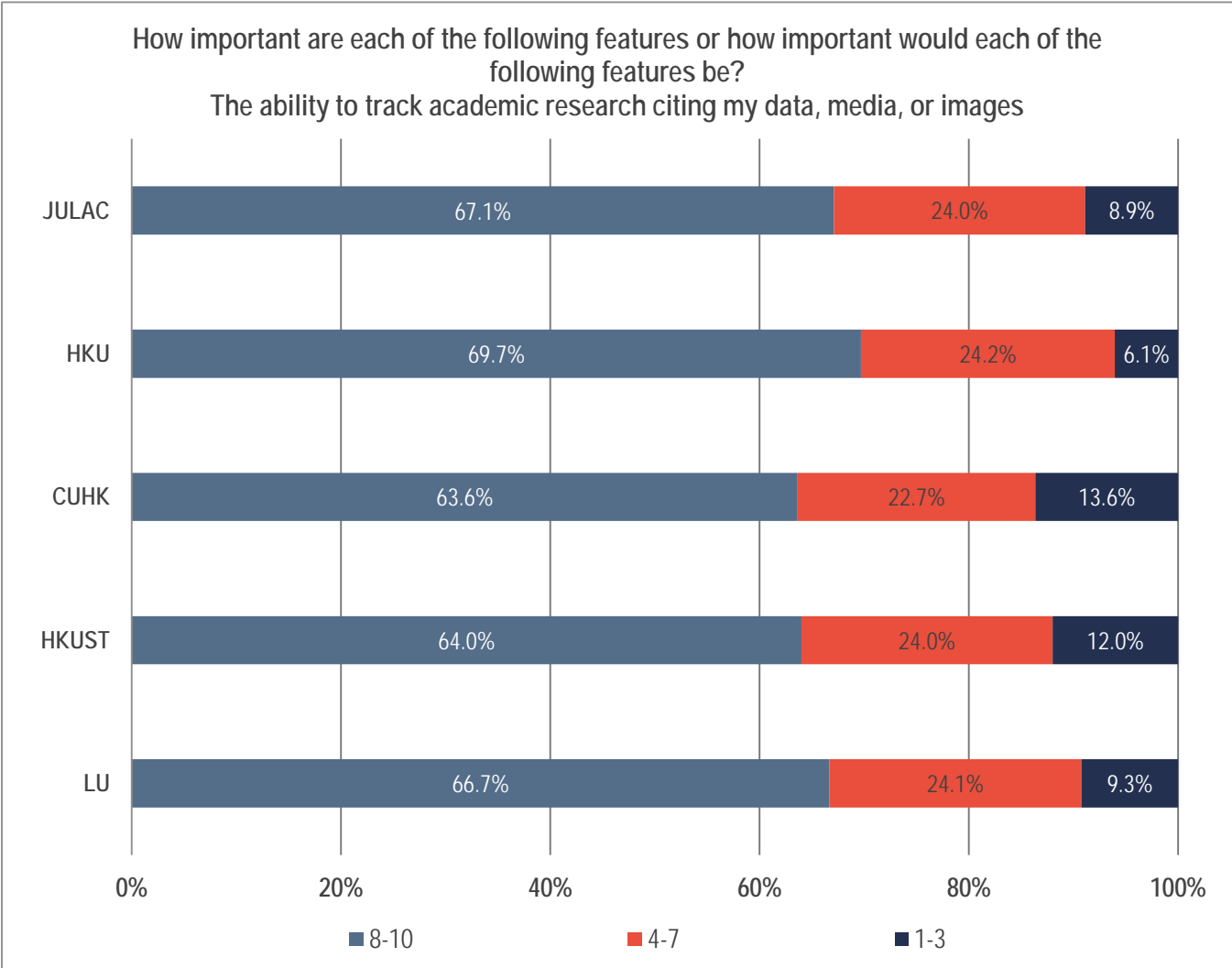
The ability to store my data, media, or images with supplemental materials (such as codebooks, questionnaires, interview transcripts, software code, etc.)

	8-10	4-7	1-3	Response
JULAC	60.7%	25.0%	14.3%	224
HKU	65.7%	24.2%	10.1%	99
CUHK	59.1%	31.8%	9.1%	22
HKUST	48.0%	30.0%	22.0%	50
LU	64.2%	18.9%	17.0%	53



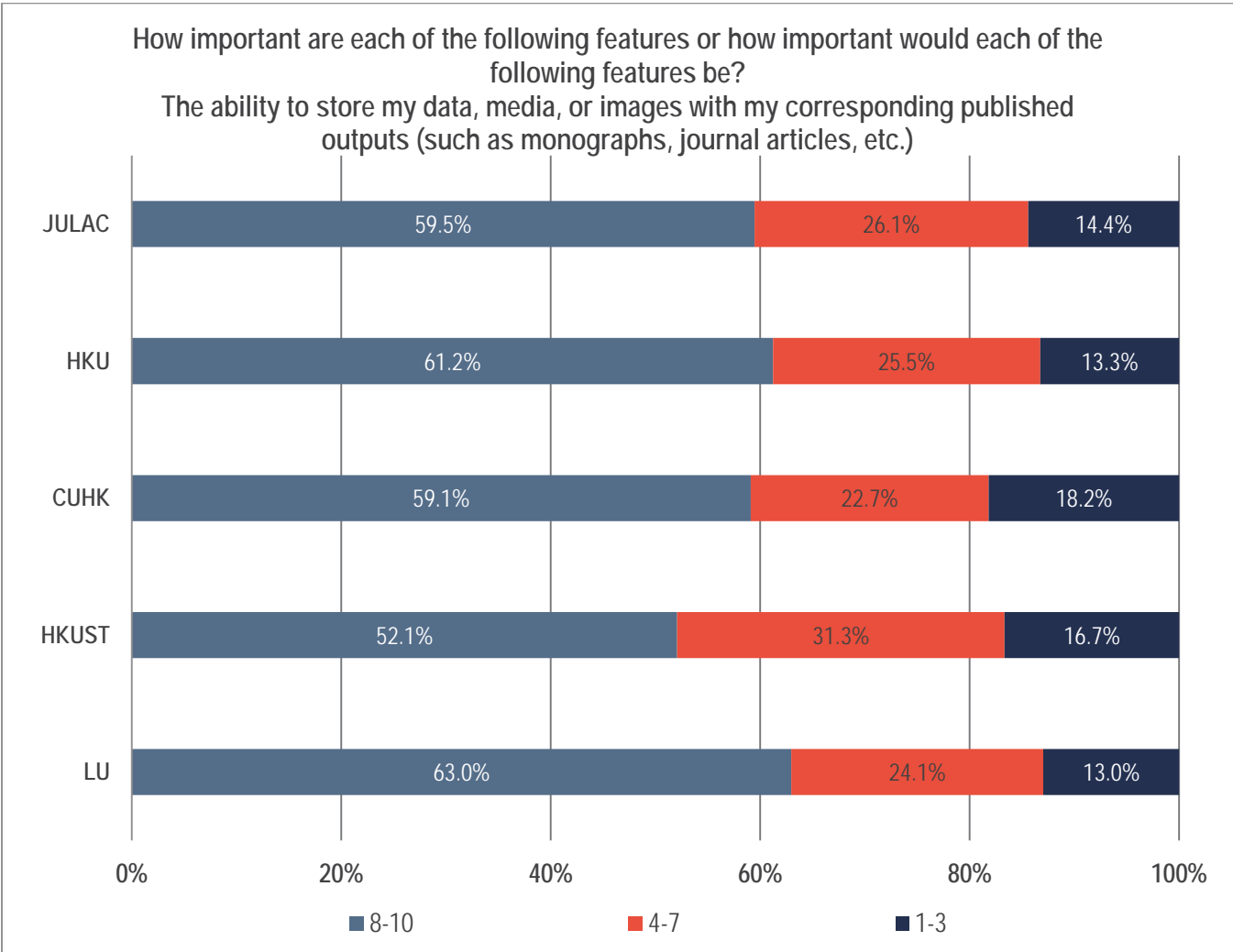
The ability to track academic research citing my data, media, or images

	8-10	4-7	1-3	Response
JULAC	67.1%	24.0%	8.9%	225
HKU	69.7%	24.2%	6.1%	99
CUHK	63.6%	22.7%	13.6%	22
HKUST	64.0%	24.0%	12.0%	50
LU	66.7%	24.1%	9.3%	54



The ability to store my data, media, or images with my corresponding published outputs (such as monographs, journal articles, etc.)

	8-10	4-7	1-3	Response
JULAC	59.5%	26.1%	14.4%	222
HKU	61.2%	25.5%	13.3%	98
CUHK	59.1%	22.7%	18.2%	22
HKUST	52.1%	31.3%	16.7%	48
LU	63.0%	24.1%	13.0%	54

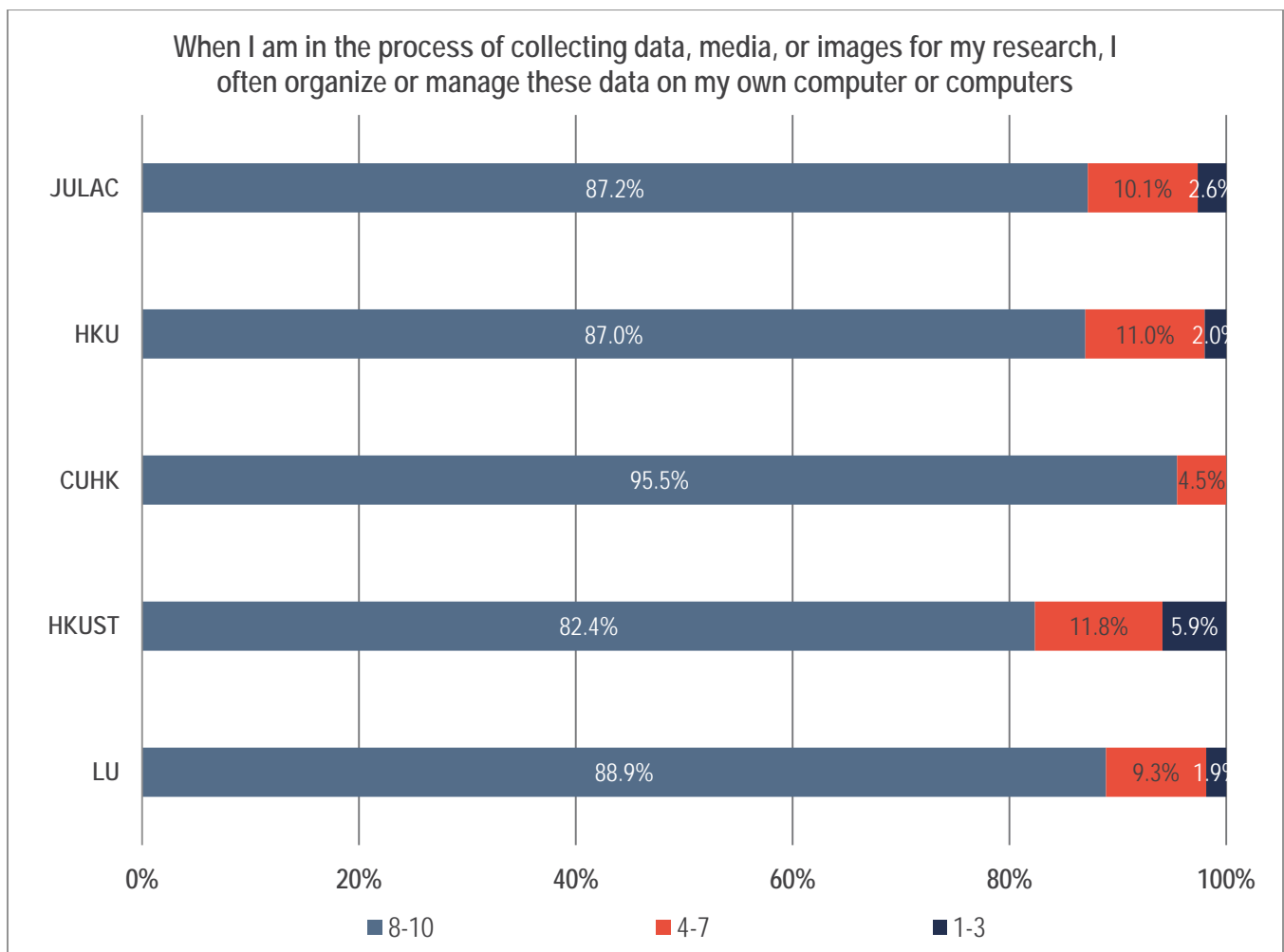


DATA5 [Contingent on DATA1 and DATA2]

Please use the 10 to 1 scales below to indicate how well each statement below describes your point of view, where a 10 equals "Extremely well" and a 1 equals "Not at all well." You may pick any number on the scale. The higher the number, the better you think the statement describes your point of view. The lower the number, the less you think the statement describes your point of view.

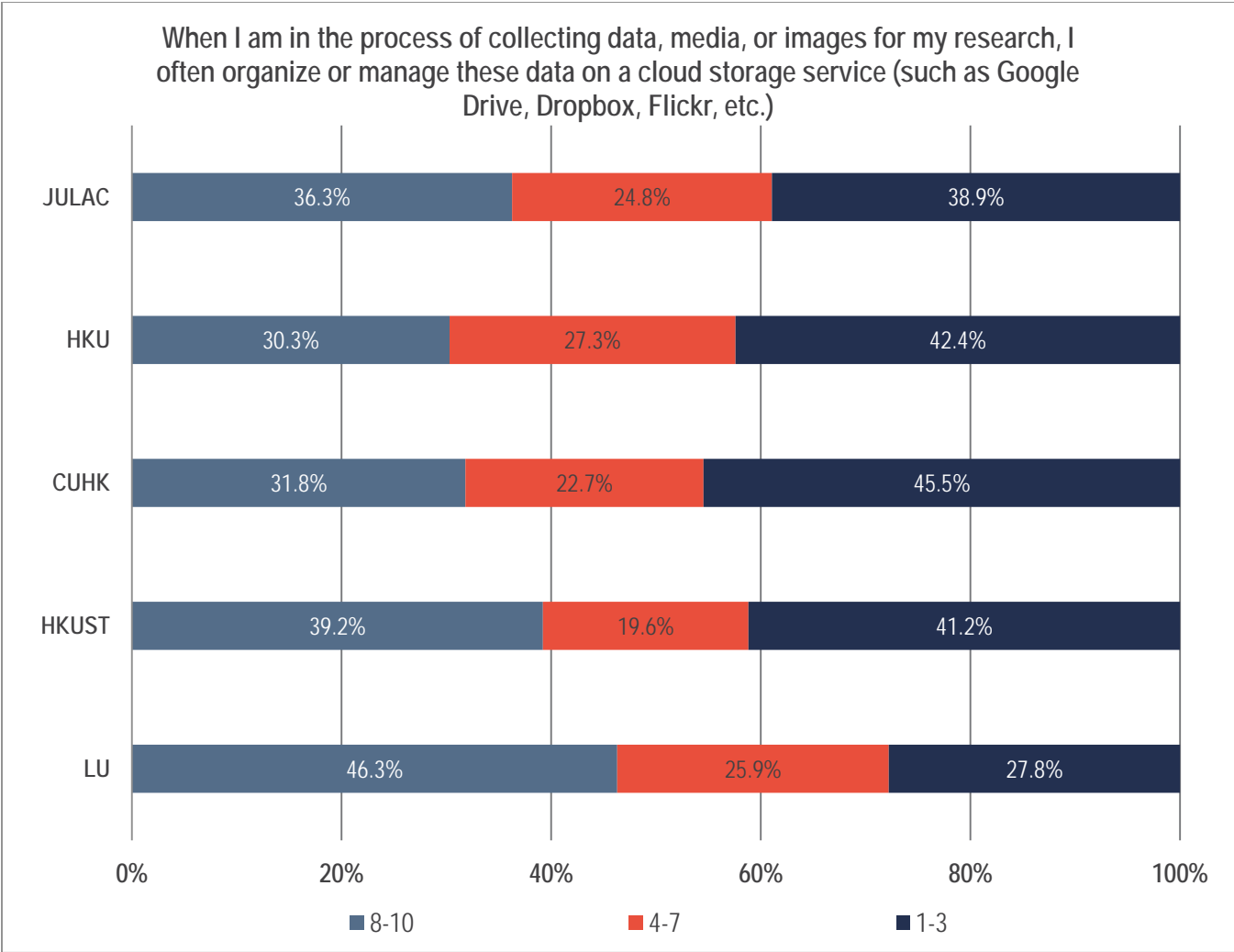
When I am in the process of collecting data, media, or images for my research, I often organize or manage these data on my own computer or computers

	8-10	4-7	1-3	Response
JULAC	87.2%	10.1%	2.6%	227
HKU	87.0%	11.0%	2.0%	100
CUHK	95.5%	4.5%	0.0%	22
HKUST	82.4%	11.8%	5.9%	51
LU	88.9%	9.3%	1.9%	54



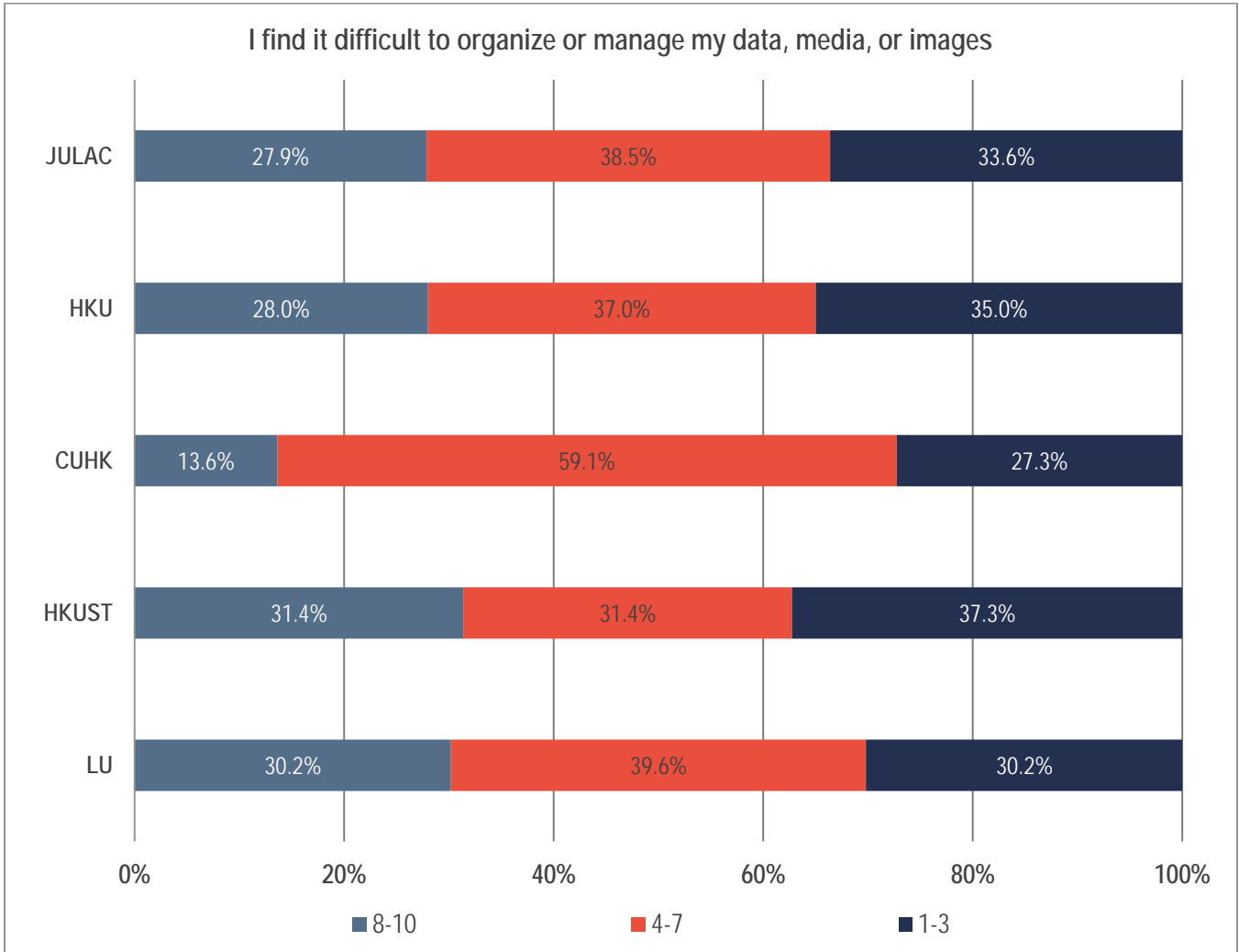
When I am in the process of collecting data, media, or images for my research, I often organize or manage these data on a cloud storage service (such as Google Drive, Dropbox, Flickr, etc.)

	8-10	4-7	1-3	Response
JULAC	36.3%	24.8%	38.9%	226
HKU	30.3%	27.3%	42.4%	99
CUHK	31.8%	22.7%	45.5%	22
HKUST	39.2%	19.6%	41.2%	51
LU	46.3%	25.9%	27.8%	54



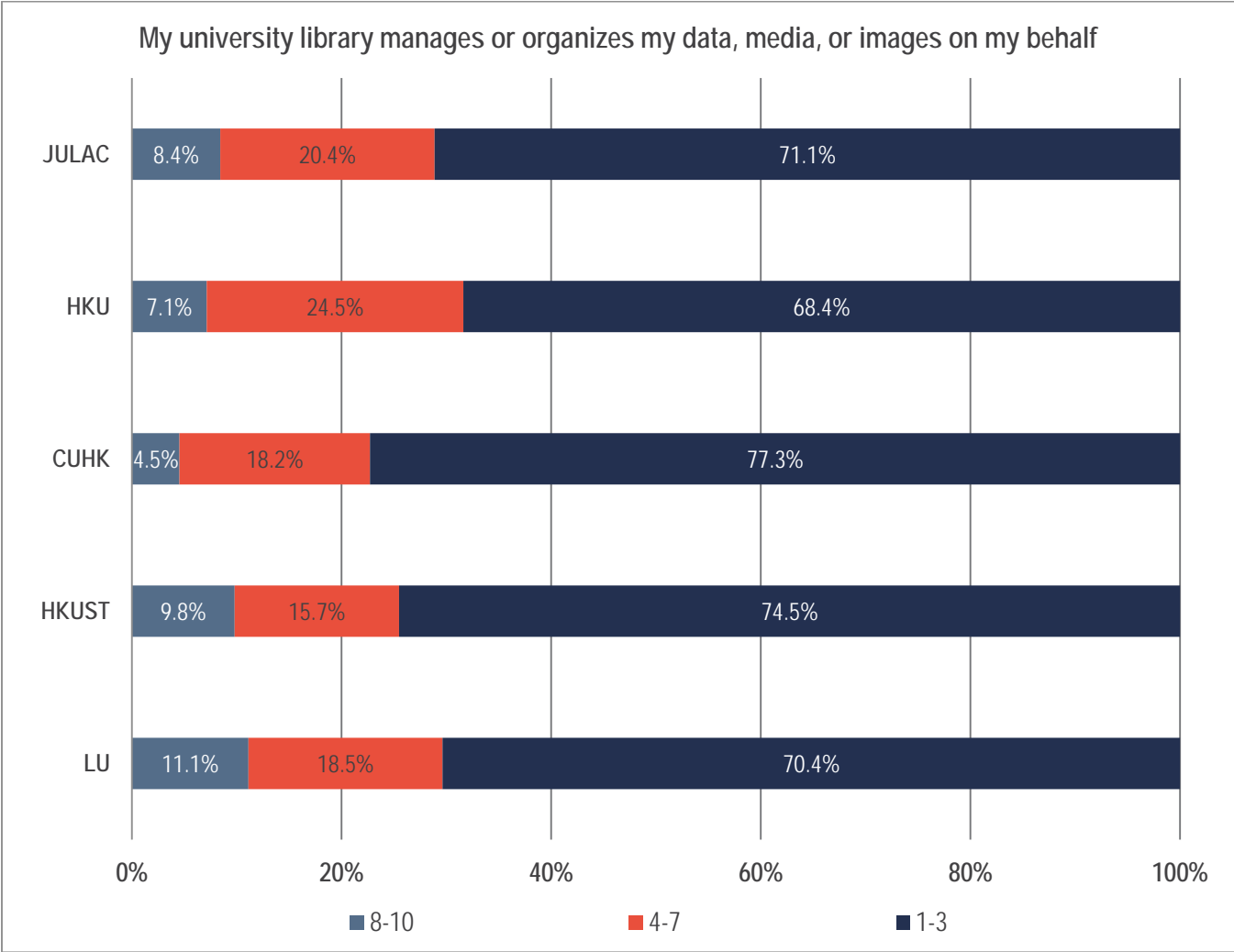
I find it difficult to organize or manage my data, media, or images

	8-10	4-7	1-3	Response
JULAC	27.9%	38.5%	33.6%	226
HKU	28.0%	37.0%	35.0%	100
CUHK	13.6%	59.1%	27.3%	22
HKUST	31.4%	31.4%	37.3%	51
LU	30.2%	39.6%	30.2%	53



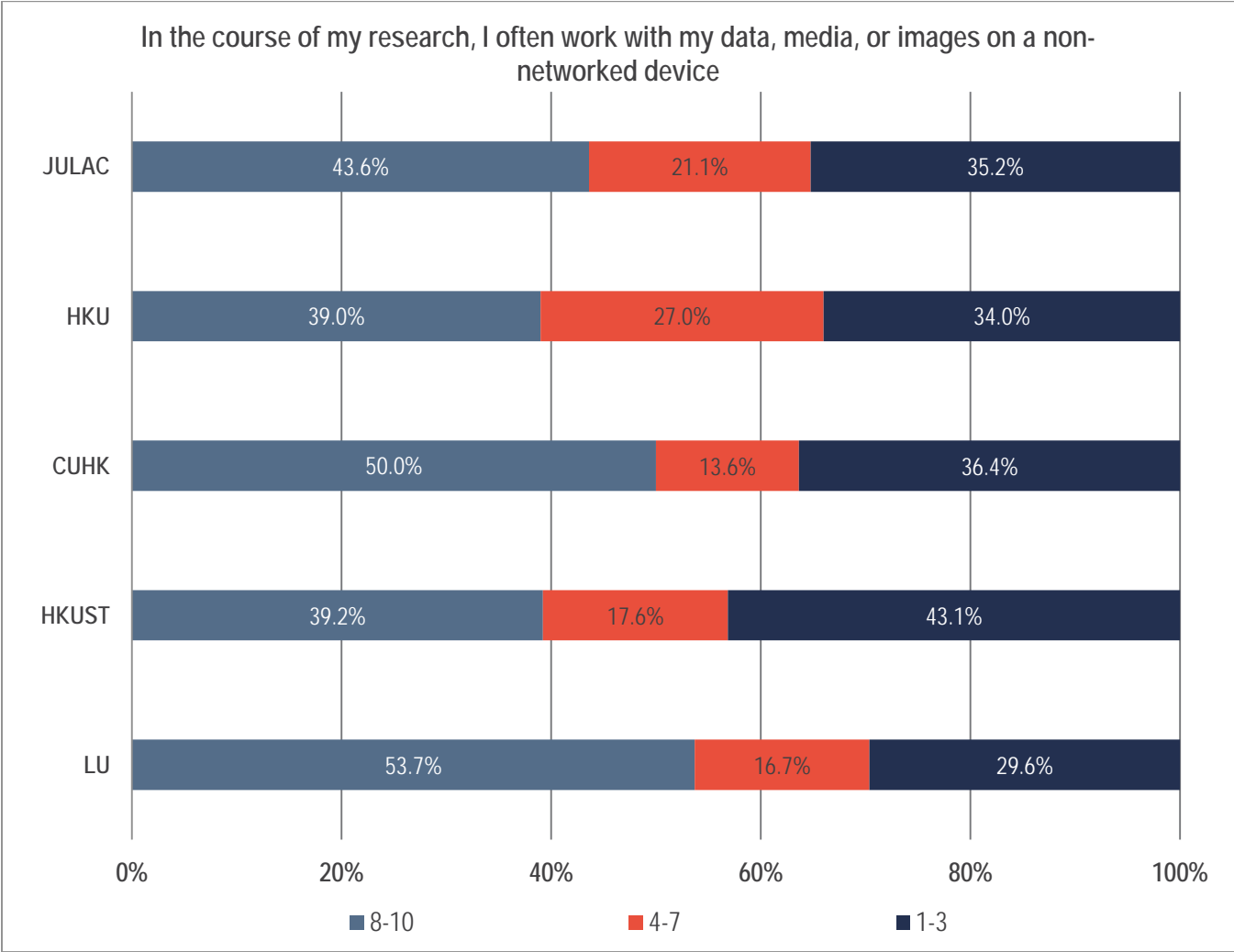
My university library manages or organizes my data, media, or images on my behalf

	8-10	4-7	1-3	Response
JULAC	8.4%	20.4%	71.1%	225
HKU	7.1%	24.5%	68.4%	98
CUHK	4.5%	18.2%	77.3%	22
HKUST	9.8%	15.7%	74.5%	51
LU	11.1%	18.5%	70.4%	54



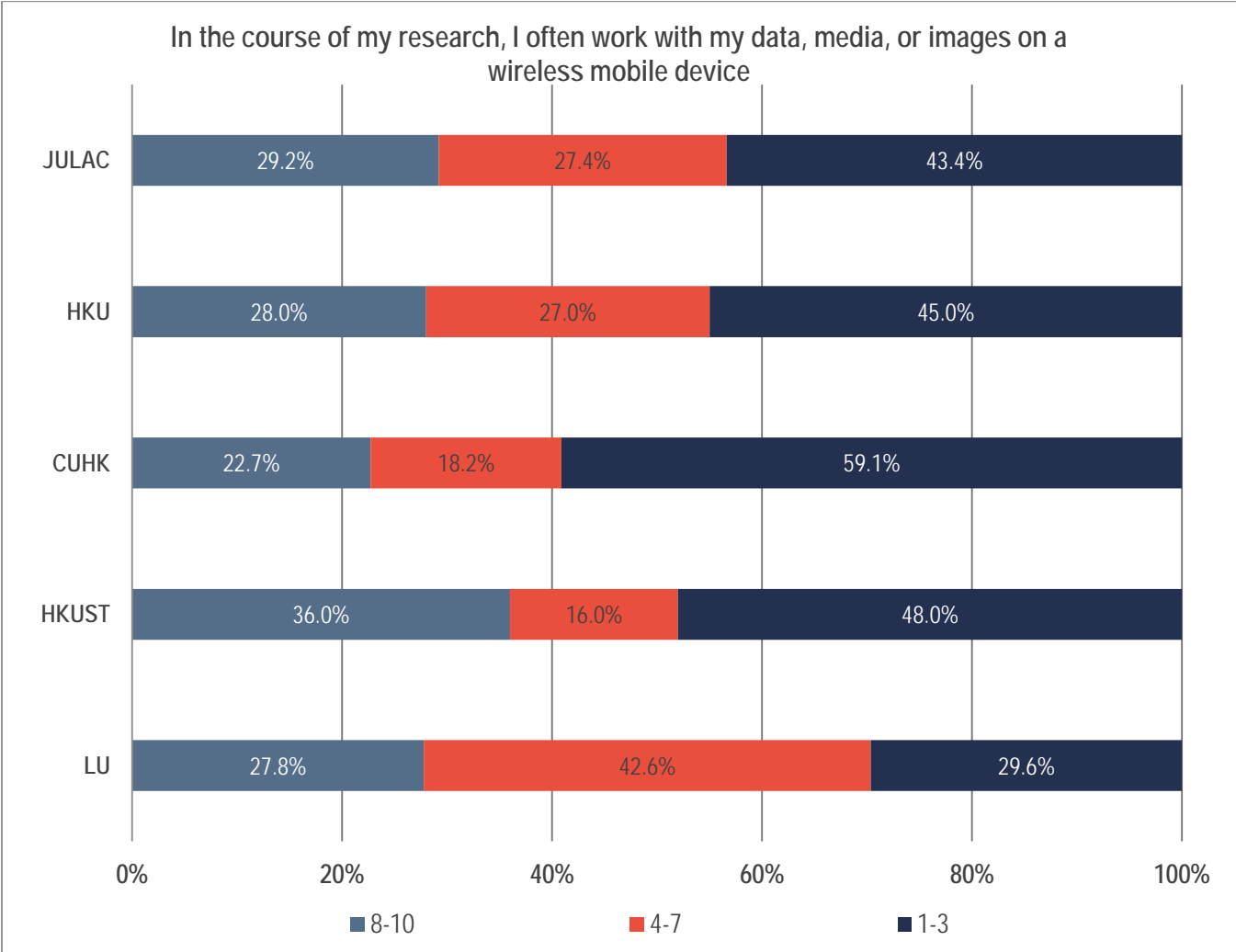
In the course of my research, I often work with my data, media, or images on a non-networked device

	8-10	4-7	1-3	Response
JULAC	43.6%	21.1%	35.2%	227
HKU	39.0%	27.0%	34.0%	100
CUHK	50.0%	13.6%	36.4%	22
HKUST	39.2%	17.6%	43.1%	51
LU	53.7%	16.7%	29.6%	54



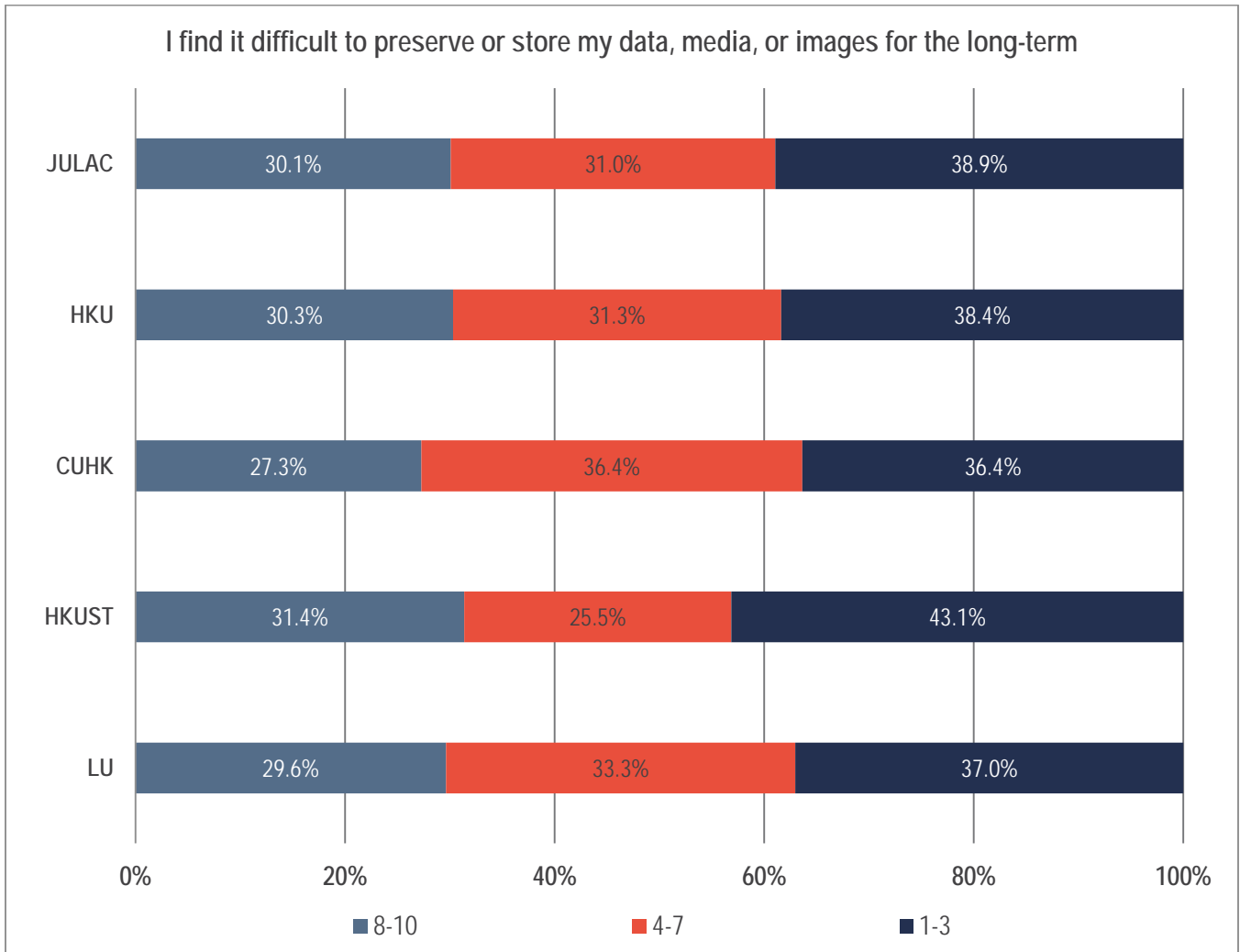
In the course of my research, I often work with my data, media, or images on a wireless mobile device

	8-10	4-7	1-3	Response
JULAC	29.2%	27.4%	43.4%	226
HKU	28.0%	27.0%	45.0%	100
CUHK	22.7%	18.2%	59.1%	22
HKUST	36.0%	16.0%	48.0%	50
LU	27.8%	42.6%	29.6%	54



I find it difficult to preserve or store my data, media, or images for the long-term

	8-10	4-7	1-3	Response
JULAC	30.1%	31.0%	38.9%	226
HKU	30.3%	31.3%	38.4%	99
CUHK	27.3%	36.4%	36.4%	22
HKUST	31.4%	25.5%	43.1%	51
LU	29.6%	33.3%	37.0%	54

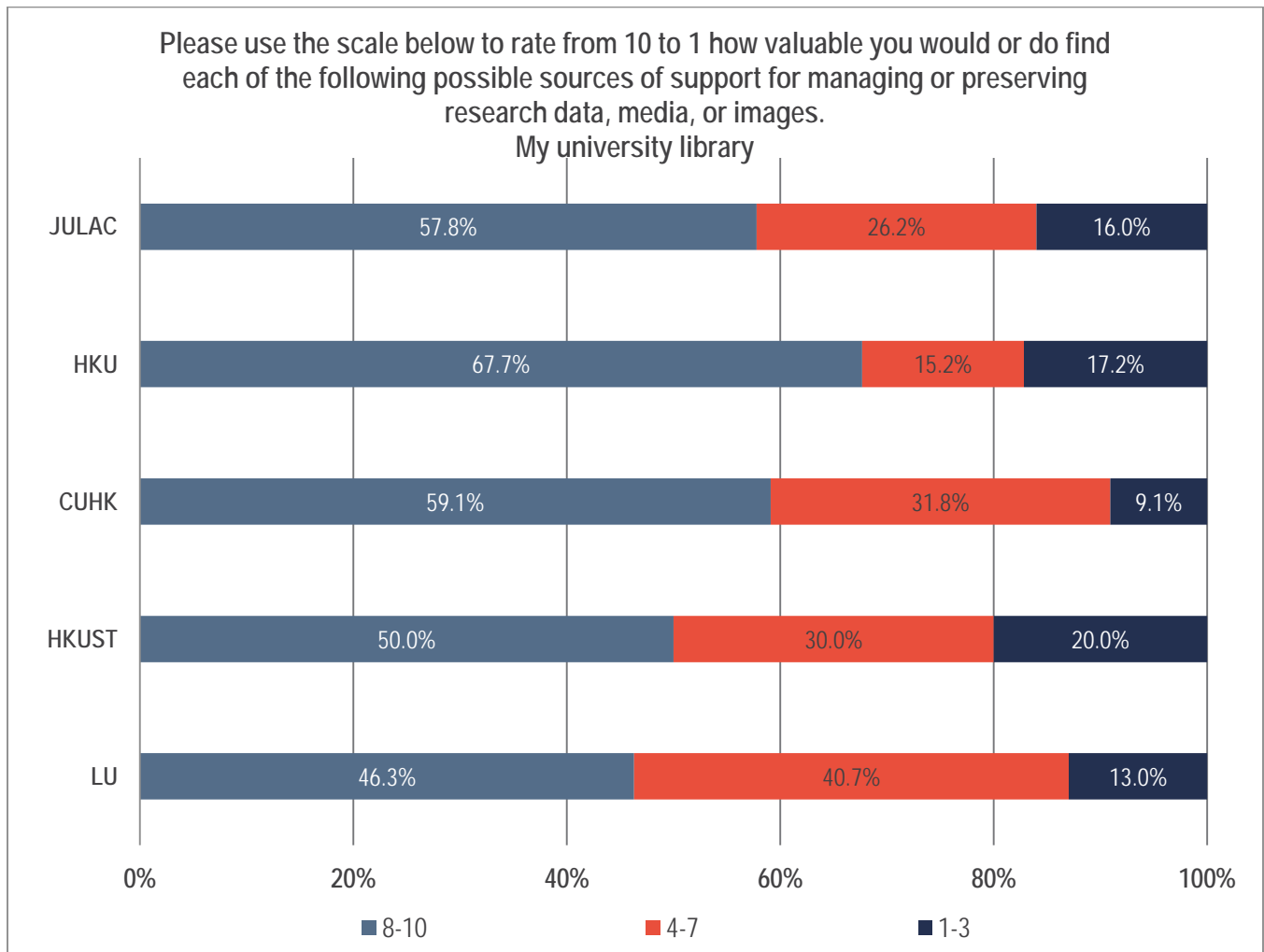


DATA6 [Contingent on DATA1 and DATA2]

Please use the scale below to rate from 10 to 1 how valuable you would find each of the following possible sources of support for managing or preserving research data, media, or images or how valuable you do find each of the following sources of support for managing or preserving research data, media, or images, where 10 equals "Extremely valuable" and 1 equals "Not at all valuable." Please select one answer for each item.

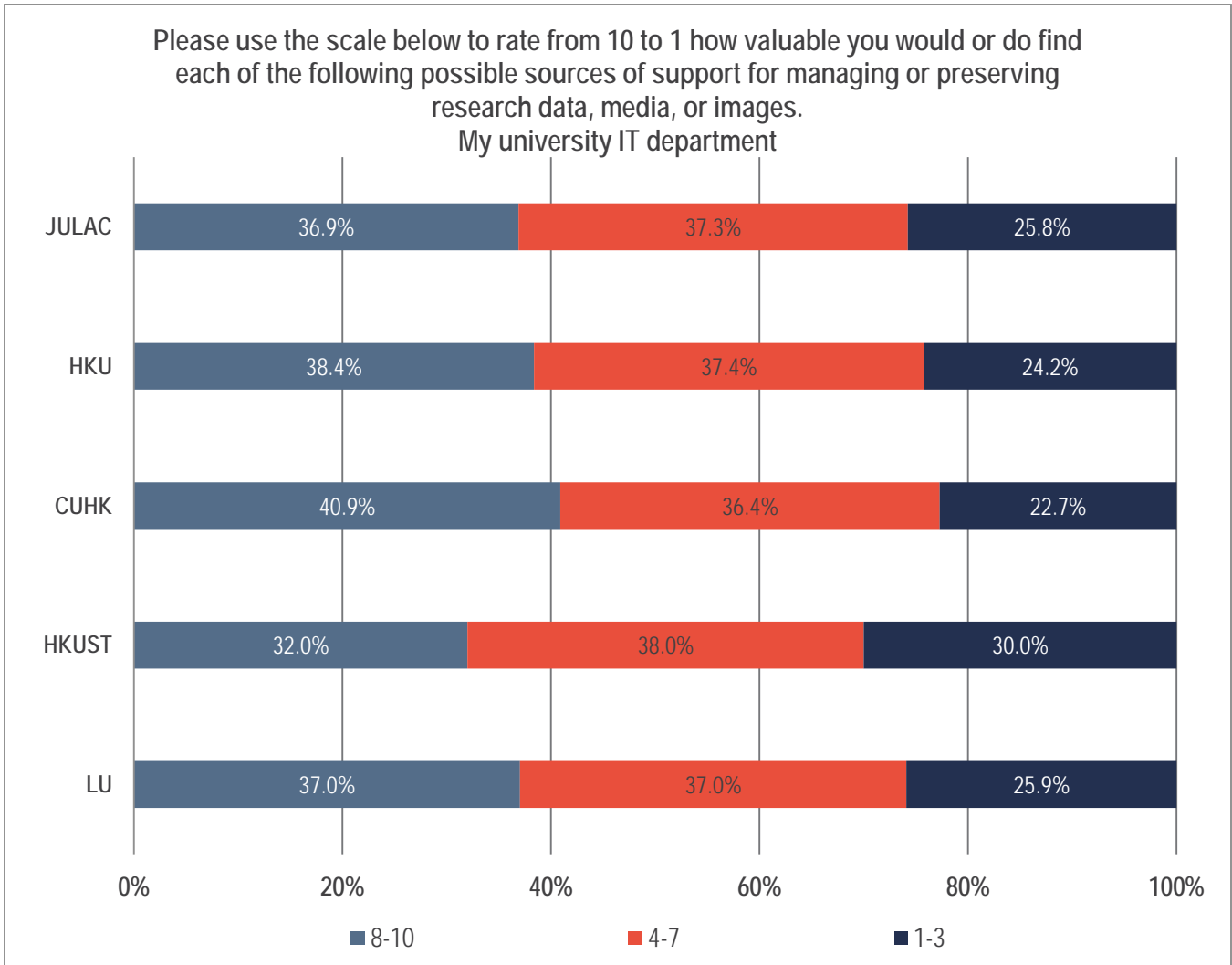
My university library

	8-10	4-7	1-3	Response
JULAC	57.8%	26.2%	16.0%	225
HKU	67.7%	15.2%	17.2%	99
CUHK	59.1%	31.8%	9.1%	22
HKUST	50.0%	30.0%	20.0%	50
LU	46.3%	40.7%	13.0%	54



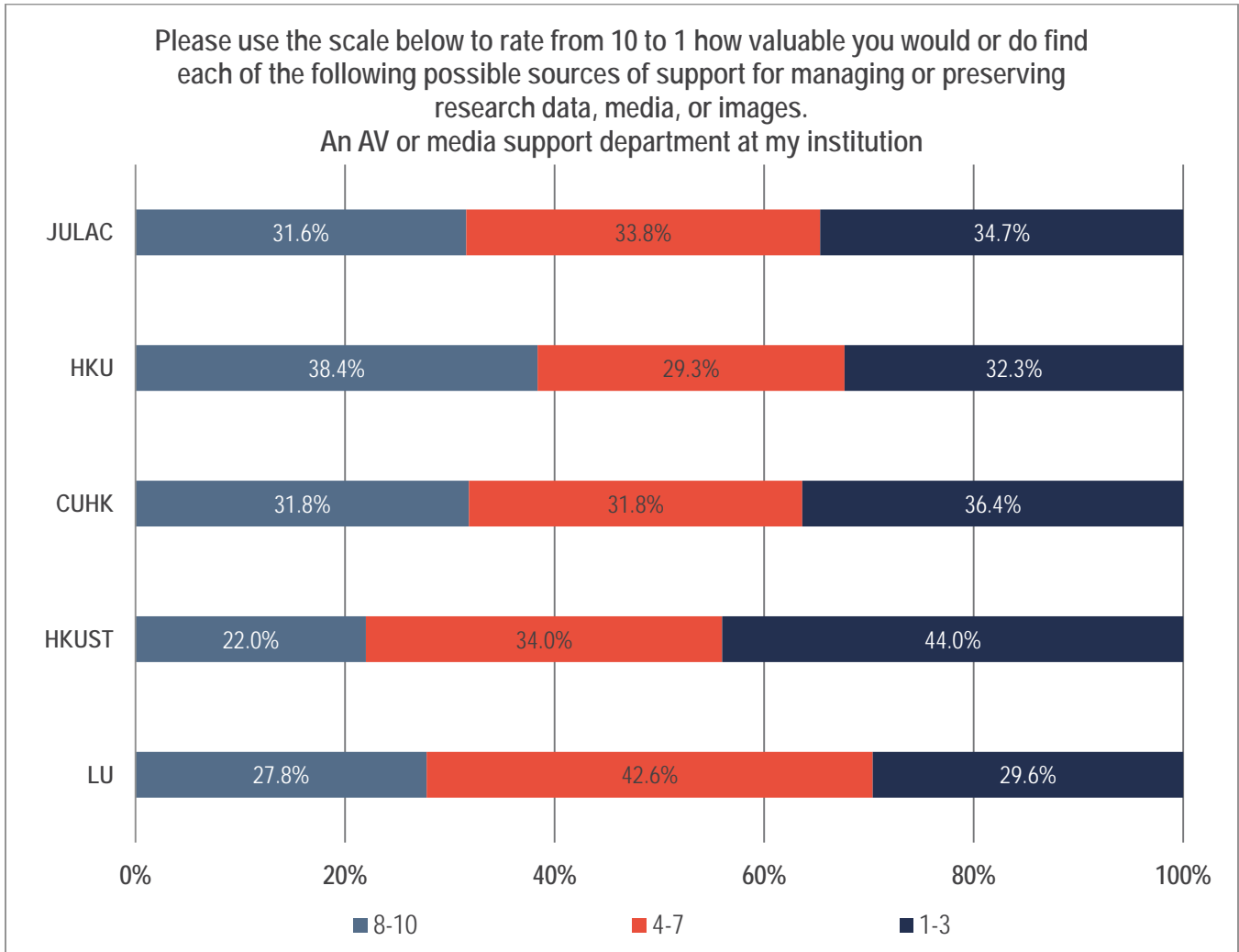
My university IT department

	8-10	4-7	1-3	Response
JULAC	36.9%	37.3%	25.8%	225
HKU	38.4%	37.4%	24.2%	99
CUHK	40.9%	36.4%	22.7%	22
HKUST	32.0%	38.0%	30.0%	50
LU	37.0%	37.0%	25.9%	54



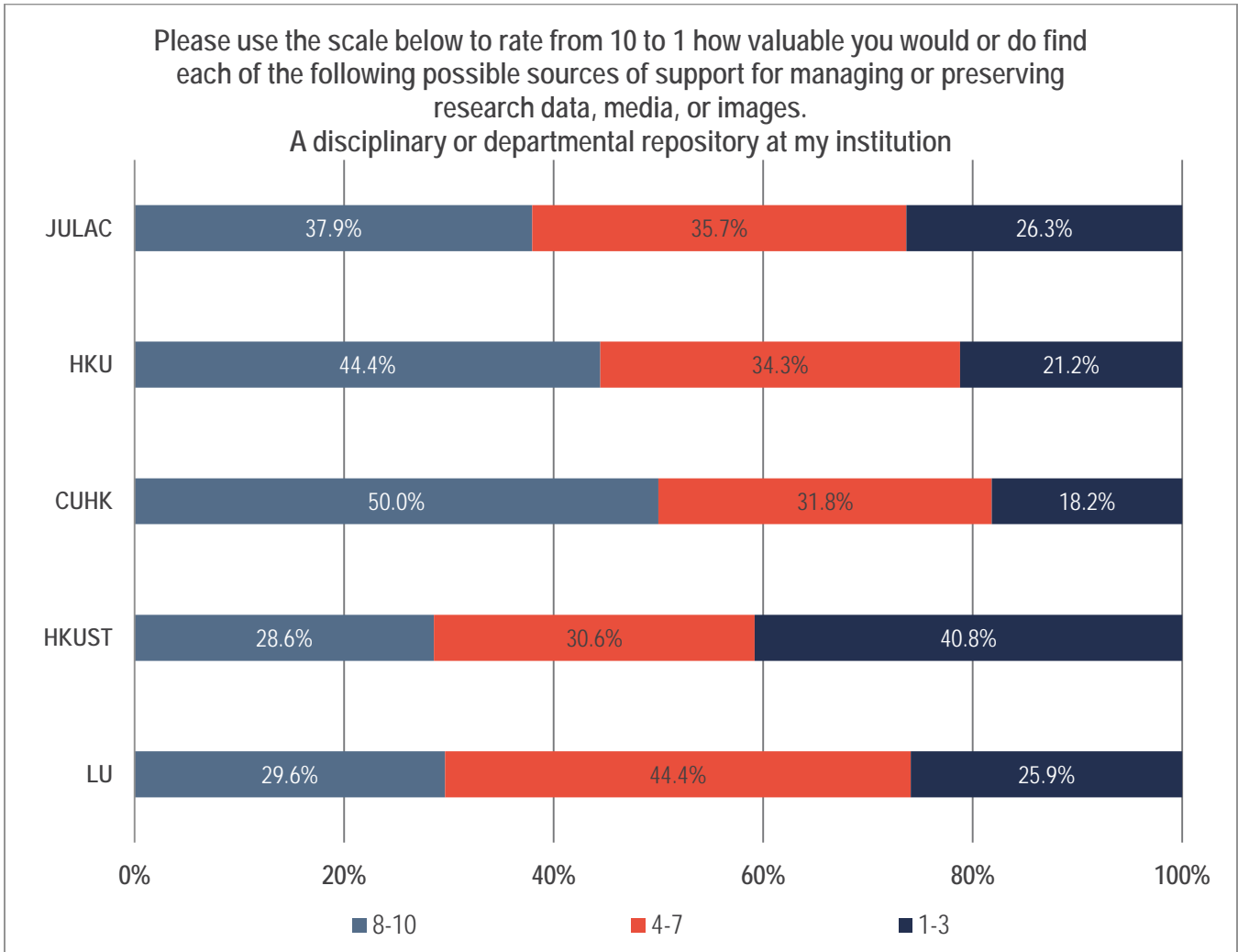
An AV or media support department at my institution

	8-10	4-7	1-3	Response
JULAC	31.6%	33.8%	34.7%	225
HKU	38.4%	29.3%	32.3%	99
CUHK	31.8%	31.8%	36.4%	22
HKUST	22.0%	34.0%	44.0%	50
LU	27.8%	42.6%	29.6%	54



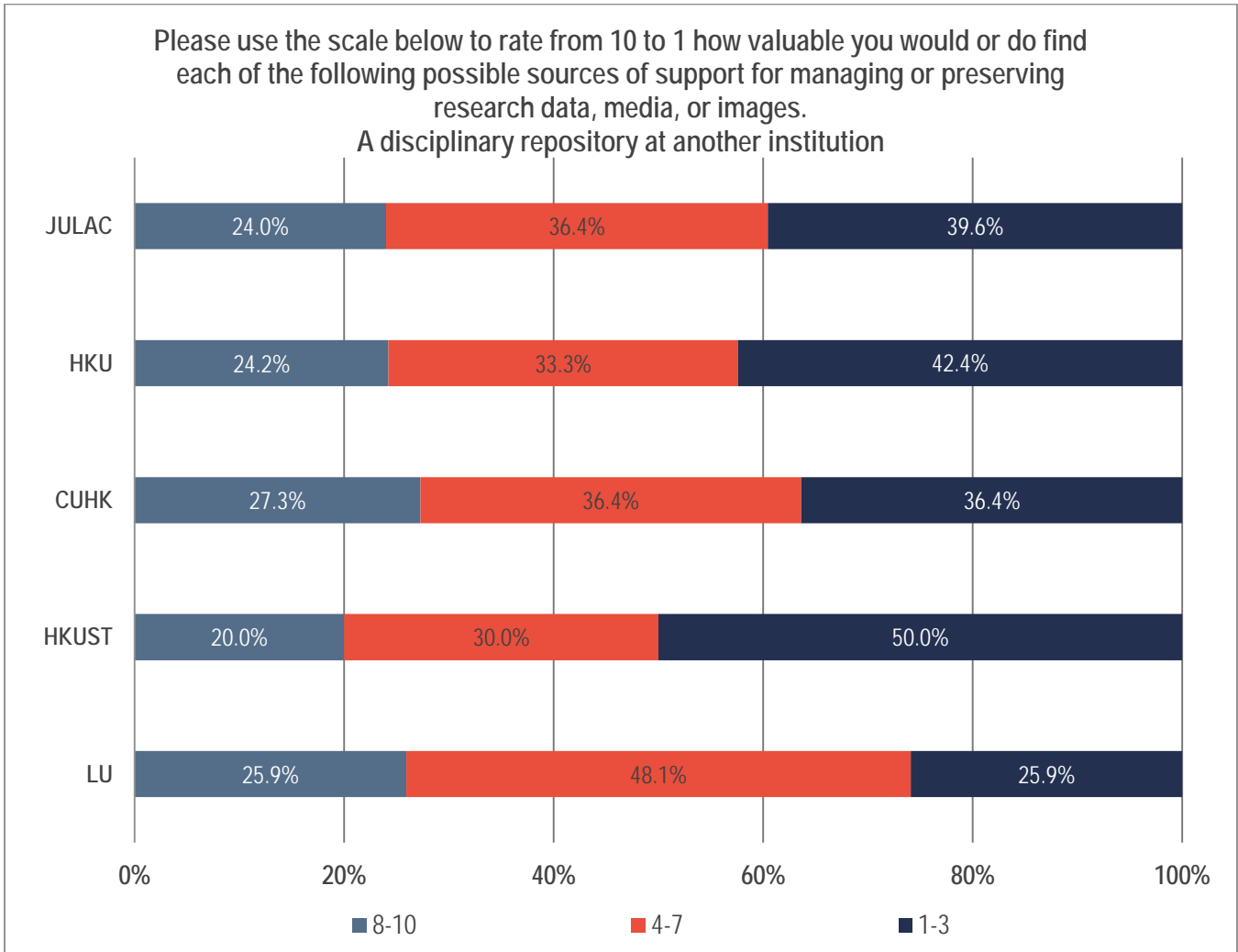
A disciplinary or departmental repository at my institution

	8-10	4-7	1-3	Response
JULAC	37.9%	35.7%	26.3%	224
HKU	44.4%	34.3%	21.2%	99
CUHK	50.0%	31.8%	18.2%	22
HKUST	28.6%	30.6%	40.8%	49
LU	29.6%	44.4%	25.9%	54



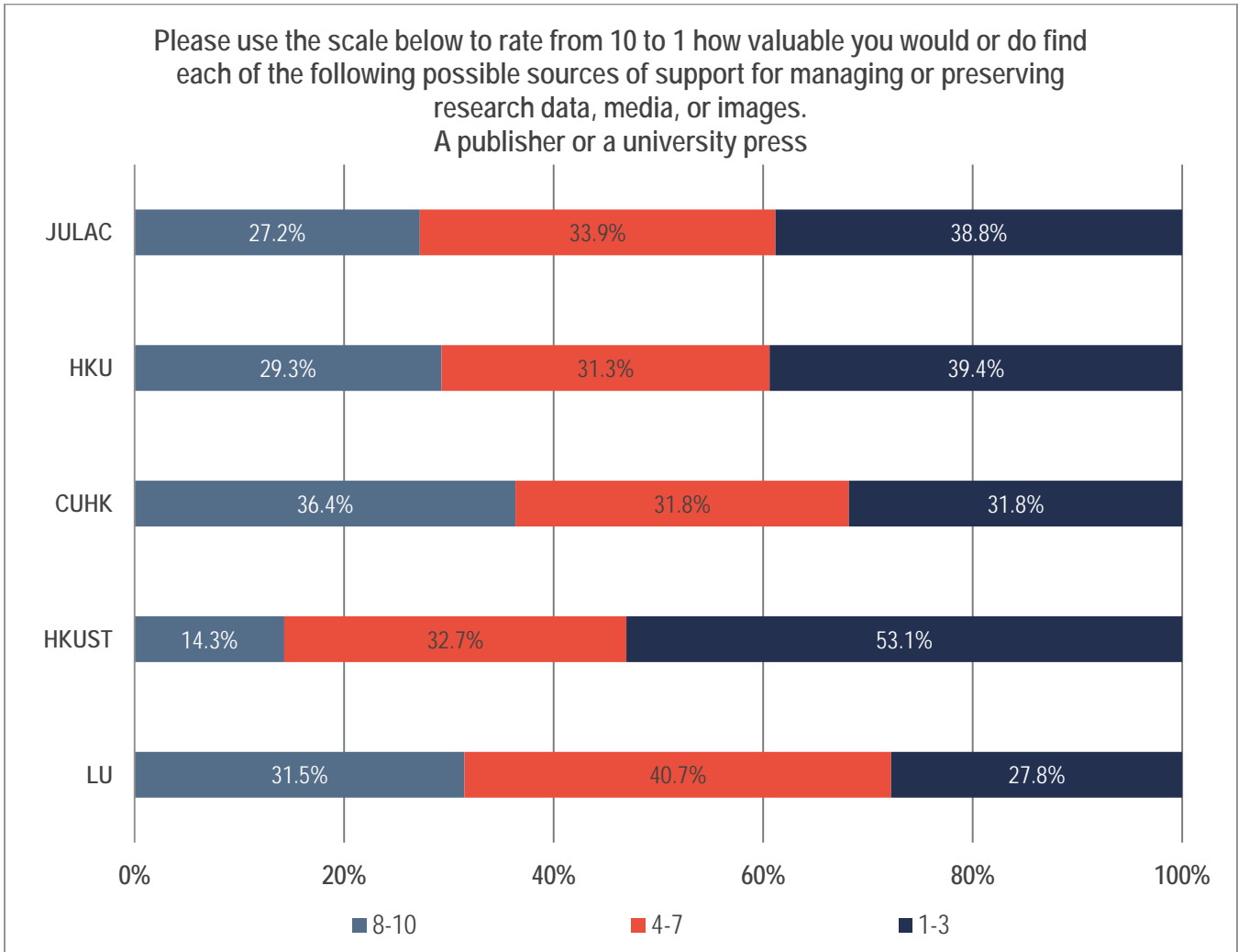
A disciplinary repository at another institution

	8-10	4-7	1-3	Response
JULAC	24.0%	36.4%	39.6%	225
HKU	24.2%	33.3%	42.4%	99
CUHK	27.3%	36.4%	36.4%	22
HKUST	20.0%	30.0%	50.0%	50
LU	25.9%	48.1%	25.9%	54



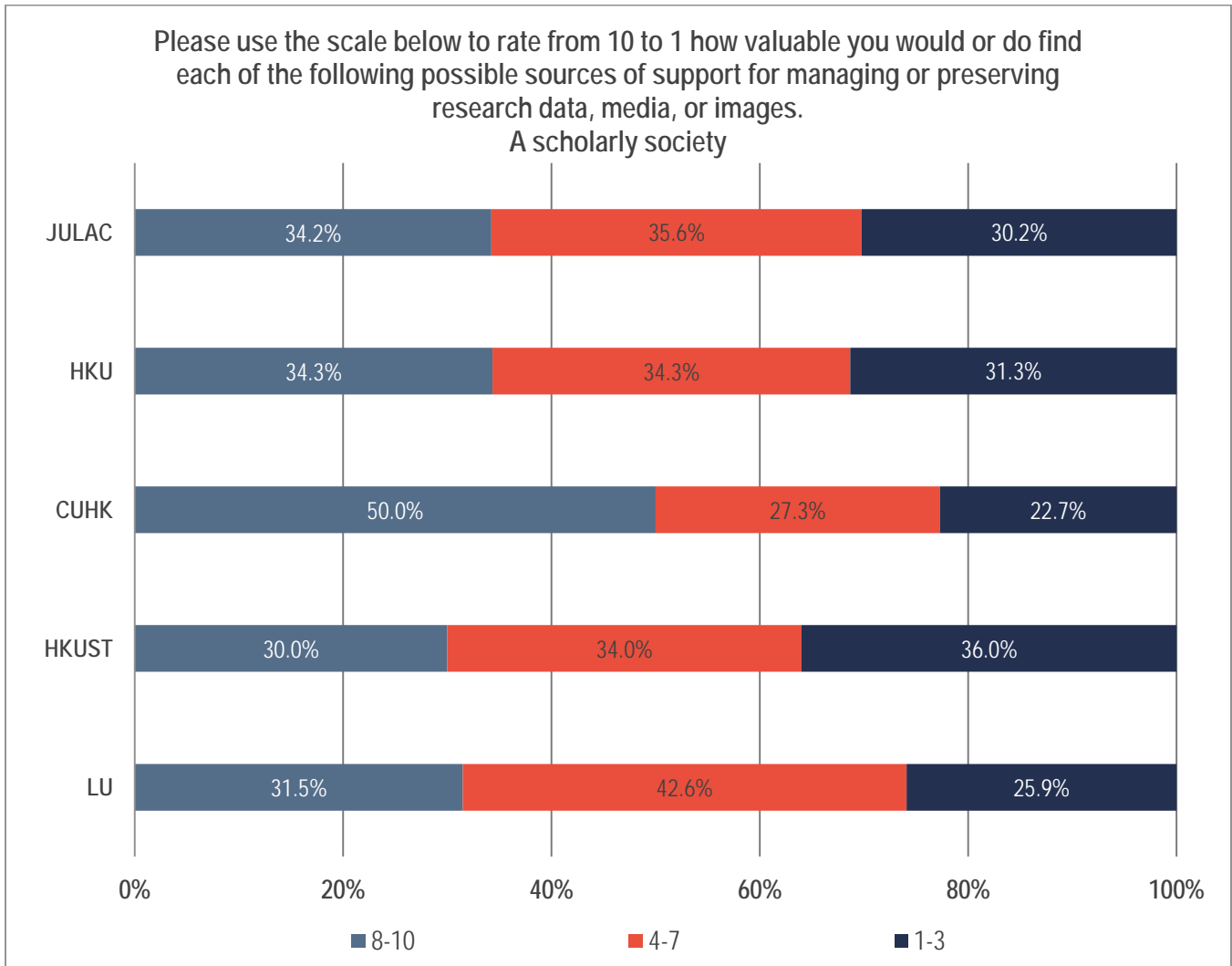
A publisher or a university press

	8-10	4-7	1-3	Response
JULAC	27.2%	33.9%	38.8%	224
HKU	29.3%	31.3%	39.4%	99
CUHK	36.4%	31.8%	31.8%	22
HKUST	14.3%	32.7%	53.1%	49
LU	31.5%	40.7%	27.8%	54



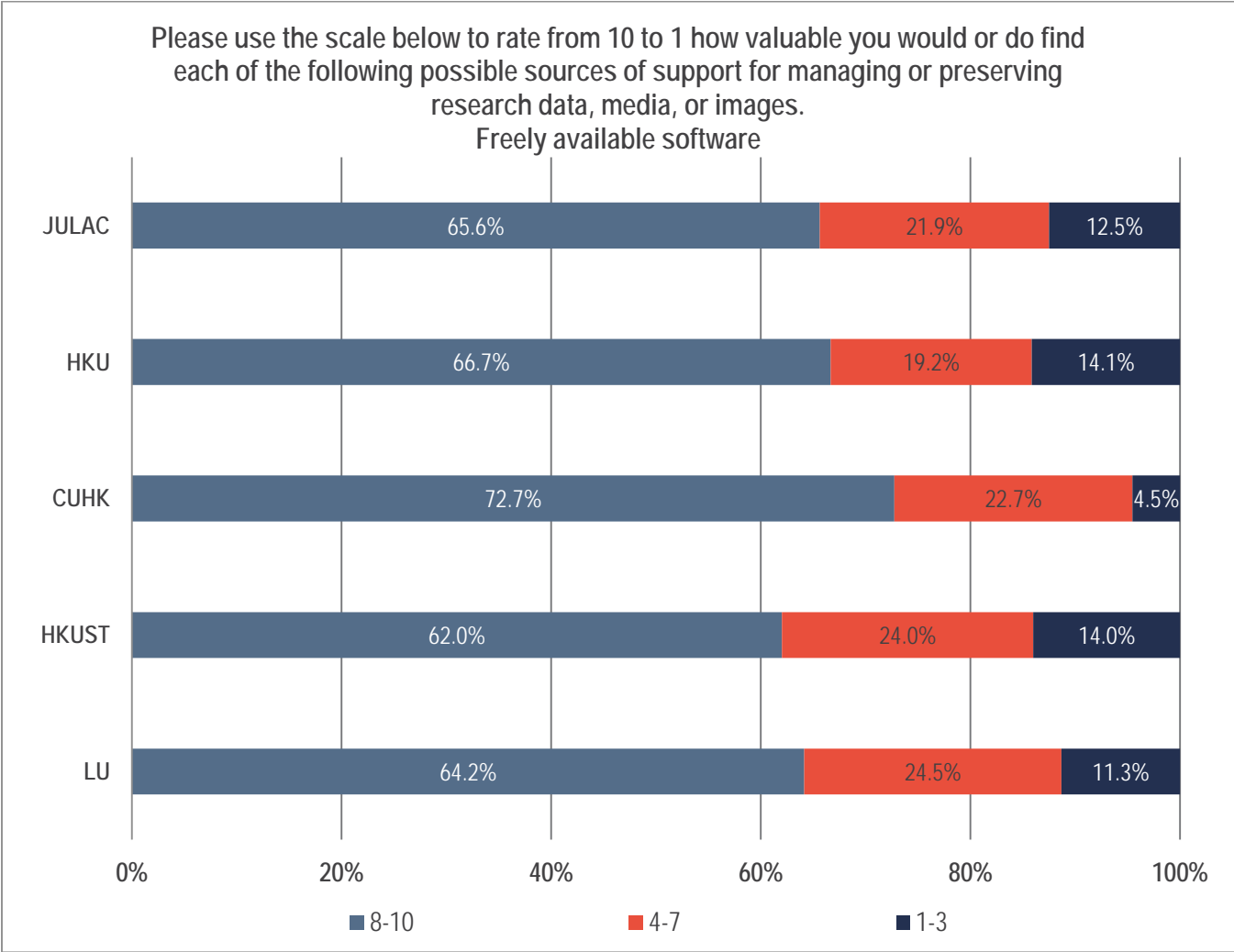
A scholarly society

	8-10	4-7	1-3	Response
JULAC	34.2%	35.6%	30.2%	225
HKU	34.3%	34.3%	31.3%	99
CUHK	50.0%	27.3%	22.7%	22
HKUST	30.0%	34.0%	36.0%	50
LU	31.5%	42.6%	25.9%	54



Freely available software

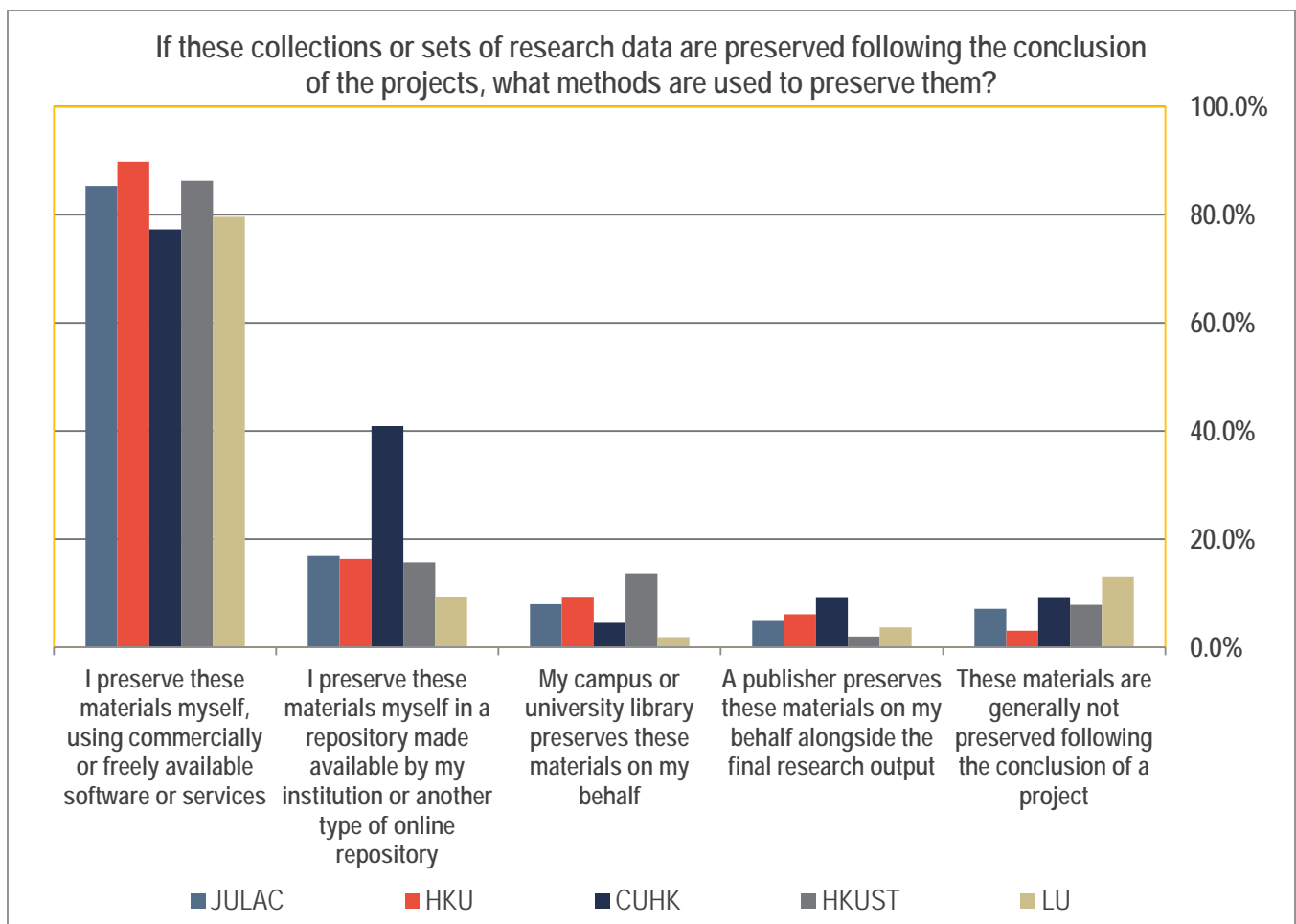
	8-10	4-7	1-3	Response
JULAC	65.6%	21.9%	12.5%	224
HKU	66.7%	19.2%	14.1%	99
CUHK	72.7%	22.7%	4.5%	22
HKUST	62.0%	24.0%	14.0%	50
LU	64.2%	24.5%	11.3%	53



DATA7 [Contingent on DATA1 and DATA2] [Multiple selections possible]

If these collections or sets of research data are preserved following the conclusion of the projects, what methods are used to preserve them? Please select each method by which they are preserved or indicate that they are not preserved.

	I preserve these materials myself, using commercially or freely available software or services	I preserve these materials myself in a repository made available by my institution or another type of online repository	My campus or university library preserves these materials on my behalf	A publisher preserves these materials on my behalf alongside the final research output	These materials are generally not preserved following the conclusion of a project	Response
JULAC	85.3%	16.9%	8.0%	4.9%	7.1%	275
HKU	89.8%	16.3%	9.2%	6.1%	3.1%	122
CUHK	77.3%	40.9%	4.5%	9.1%	9.1%	31
HKUST	86.3%	15.7%	13.7%	2.0%	7.8%	64
LU	79.6%	9.3%	1.9%	3.7%	13.0%	58

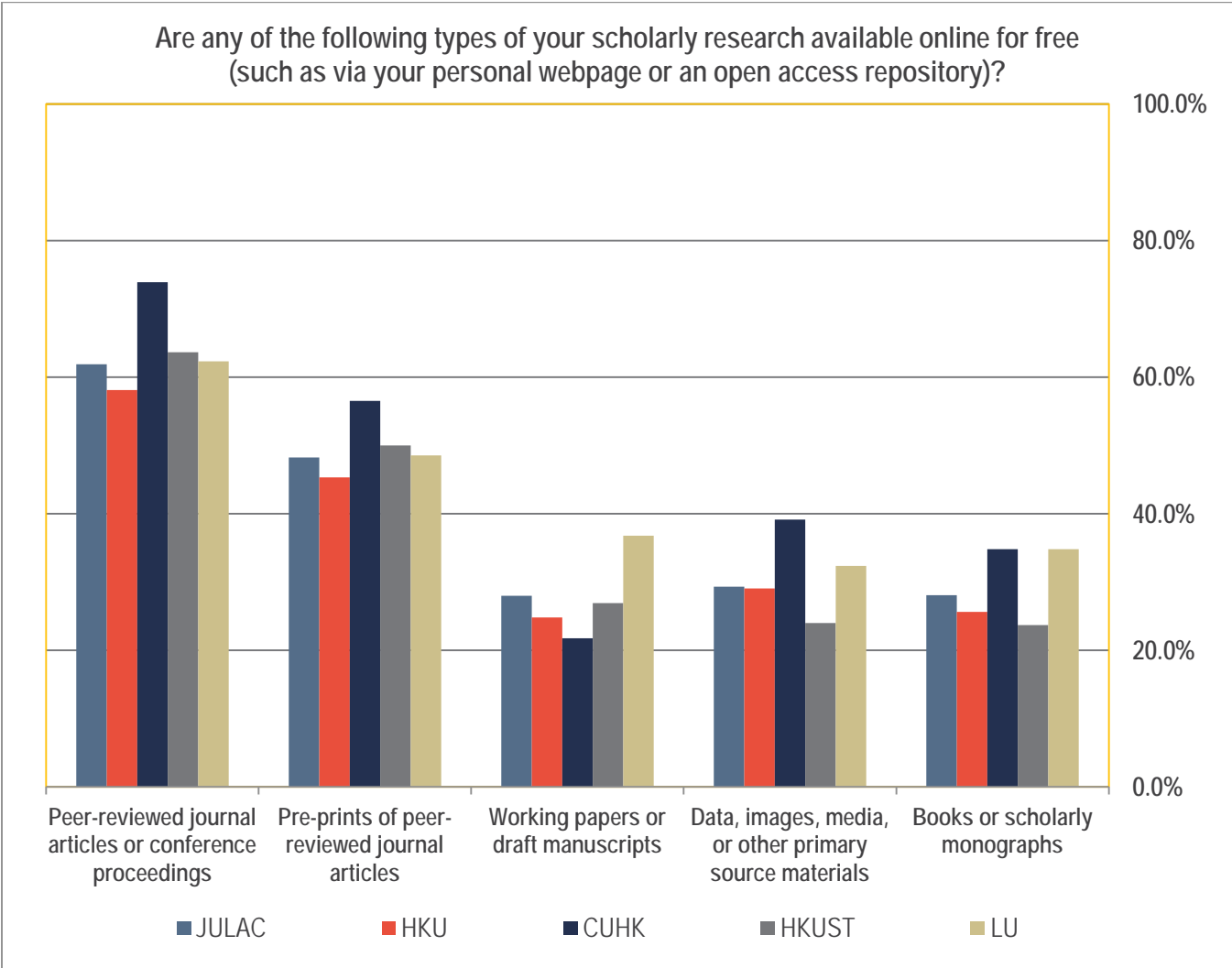


Scholarly Communication Services

SC1

Are any of the following types of your scholarly research available online for free (such as via your personal webpage or an open access repository)?

	Percent (Response)				
	Peer-reviewed journal articles or conference proceedings	Pre-prints of peer-reviewed journal articles	Working papers or draft manuscripts	Data, images, media, or other primary source materials	Books or scholarly monographs
JULAC	61.9% (286)	48.3% (286)	28.0% (286)	29.3% (283)	28.1% (285)
HKU	58.1% (117)	45.3% (117)	24.8% (117)	29.1% (117)	25.6% (117)
CUHK	73.9% (23)	56.5% (23)	21.7% (23)	39.1% (23)	34.8% (23)
HKUST	63.6% (77)	50.0% (78)	26.9% (78)	24.0% (75)	23.7% (76)
LU	62.3% (69)	48.5% (68)	36.8% (68)	32.4% (68)	34.8% (69)

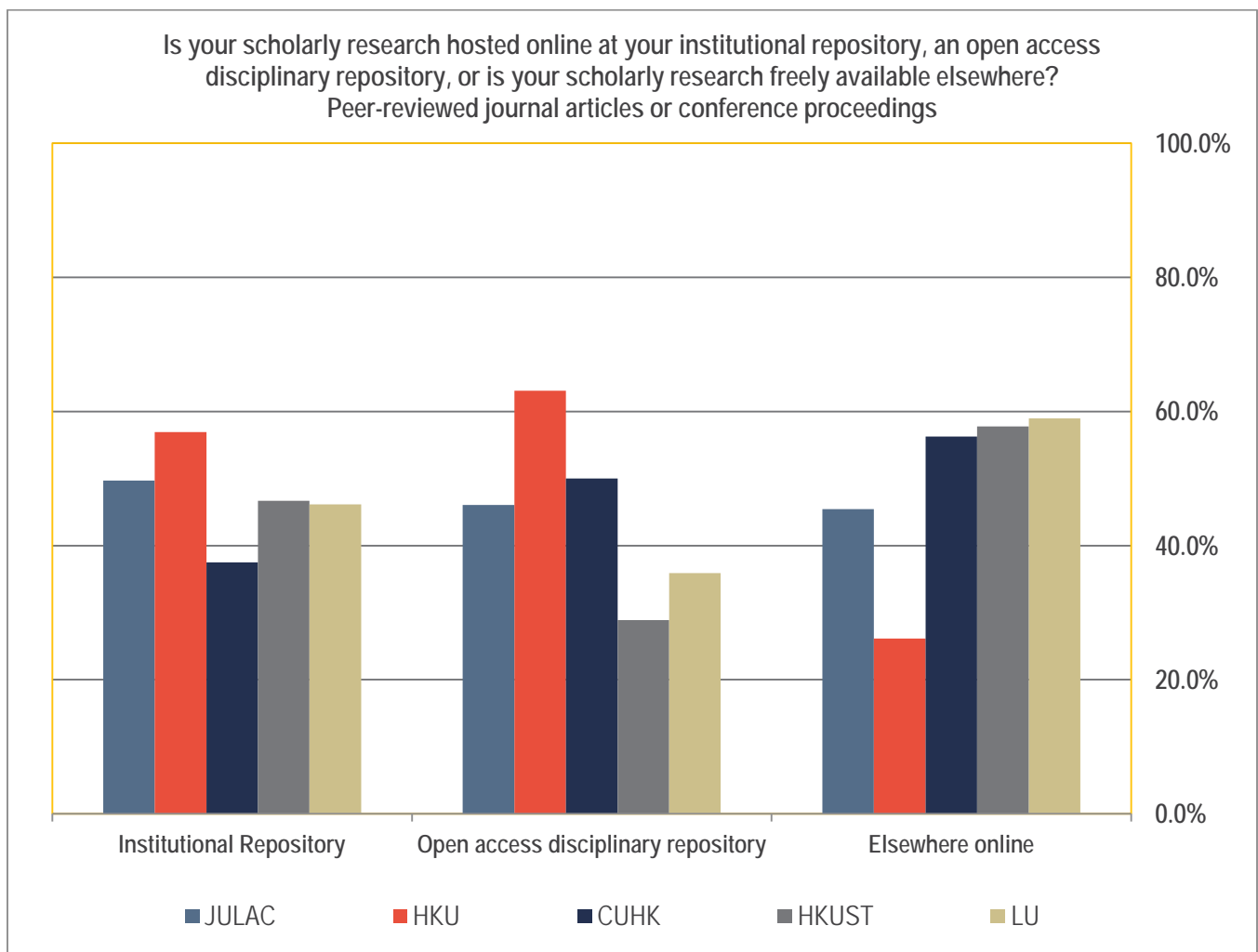


SC2 [Contingent on SC1] [Multiple selections possible]

Is your scholarly research hosted online at your institutional repository (HKU Scholar Hub), an open access disciplinary repository (such as PubMed, SSRN, etc.), or is your scholarly research freely available elsewhere (such as your personal webpage)? For each of the type(s) of scholarly work(s) listed below, please select all hosting sources that apply:

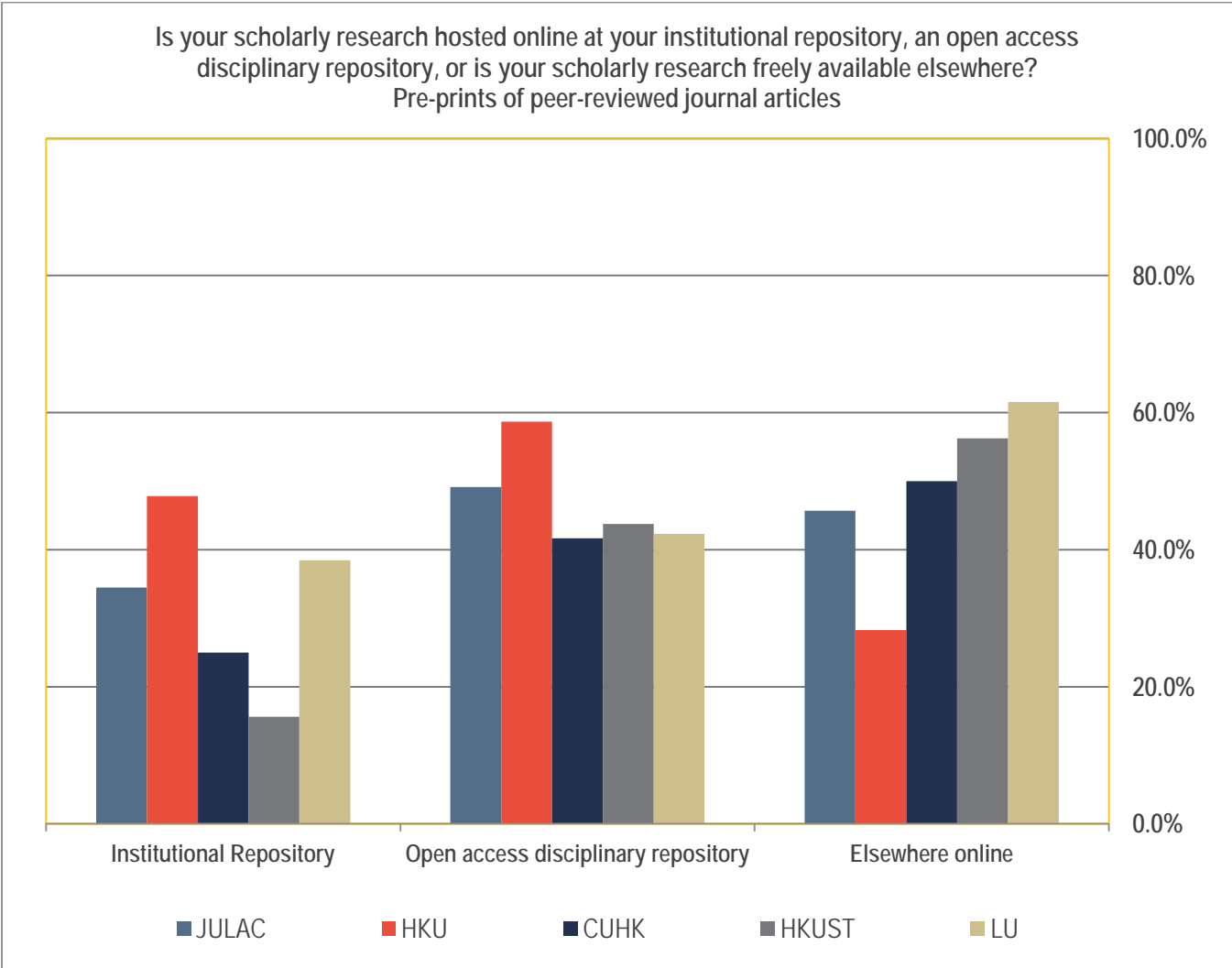
Peer-reviewed journal articles or conference proceedings

	Institutional Repository	Open access disciplinary repository	Elsewhere online	Response
JULAC	49.7%	46.1%	45.5%	233
HKU	56.9%	63.1%	26.2%	95
CUHK	37.5%	50.0%	56.3%	23
HKUST	46.7%	28.9%	57.8%	60
LU	46.2%	35.9%	59.0%	55



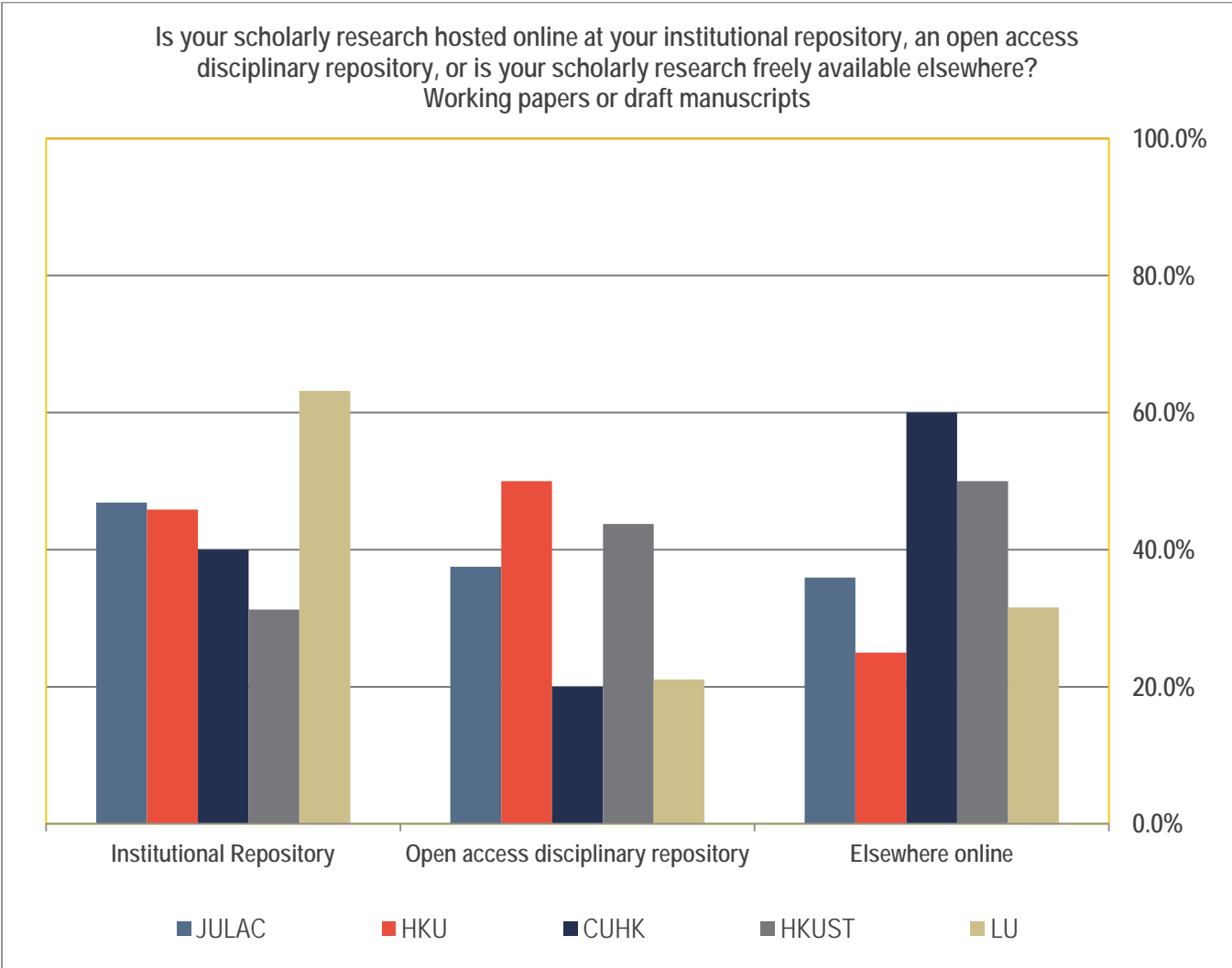
Pre-prints of peer-reviewed journal articles

	Institutional Repository	Open access disciplinary repository	Elsewhere online	Response
JULAC	34.5%	49.1%	45.7%	150
HKU	47.8%	58.7%	28.3%	62
CUHK	25.0%	41.7%	50.0%	14
HKUST	15.6%	43.8%	56.3%	37
LU	38.5%	42.3%	61.5%	37



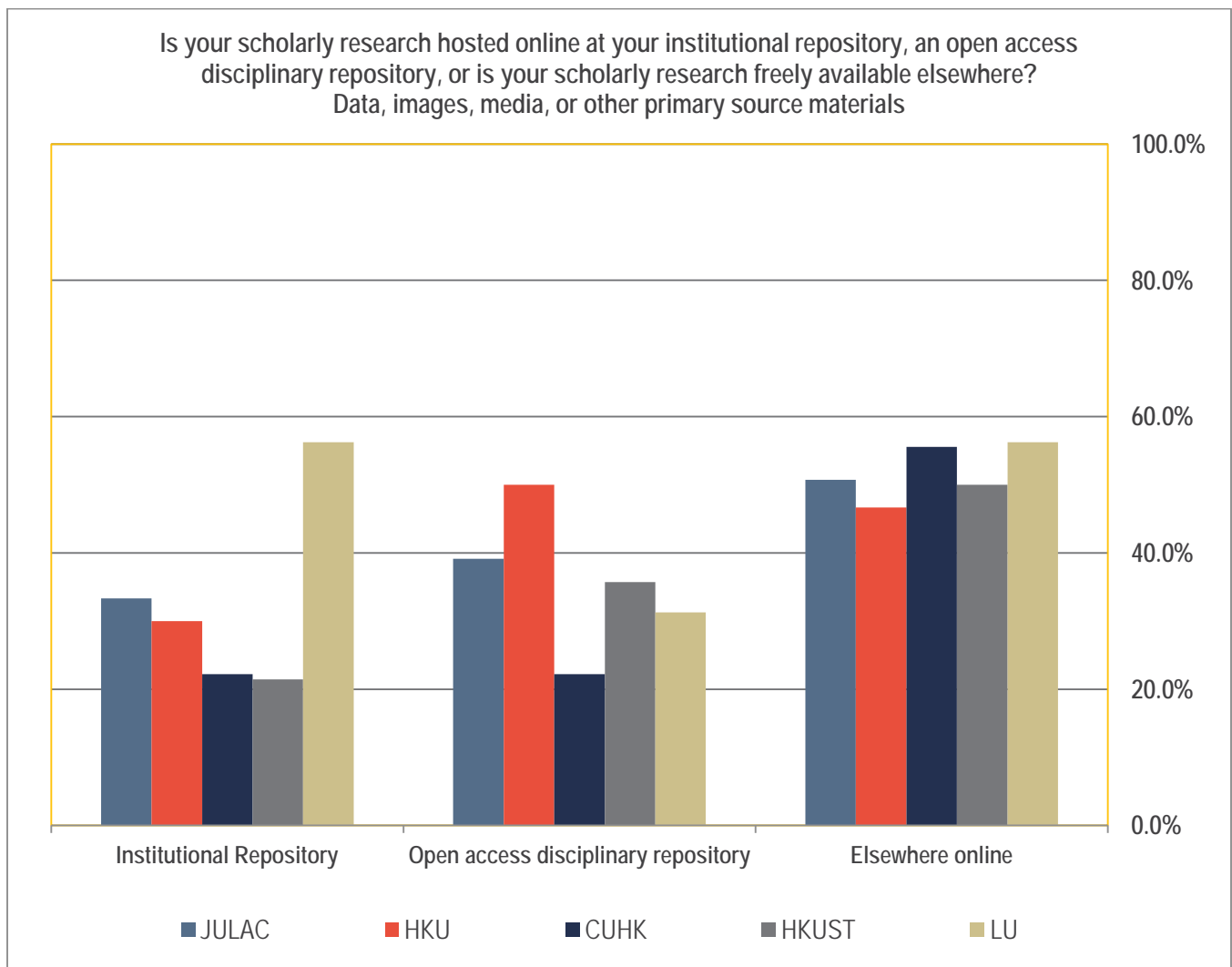
Working papers or draft manuscripts

	Institutional Repository	Open access disciplinary repository	Elsewhere online	Response
JULAC	46.9%	37.5%	35.9%	77
HKU	45.8%	50.0%	25.0%	29
CUHK	40.0%	20.0%	60.0%	6
HKUST	31.3%	43.8%	50.0%	20
LU	63.2%	21.1%	31.6%	22



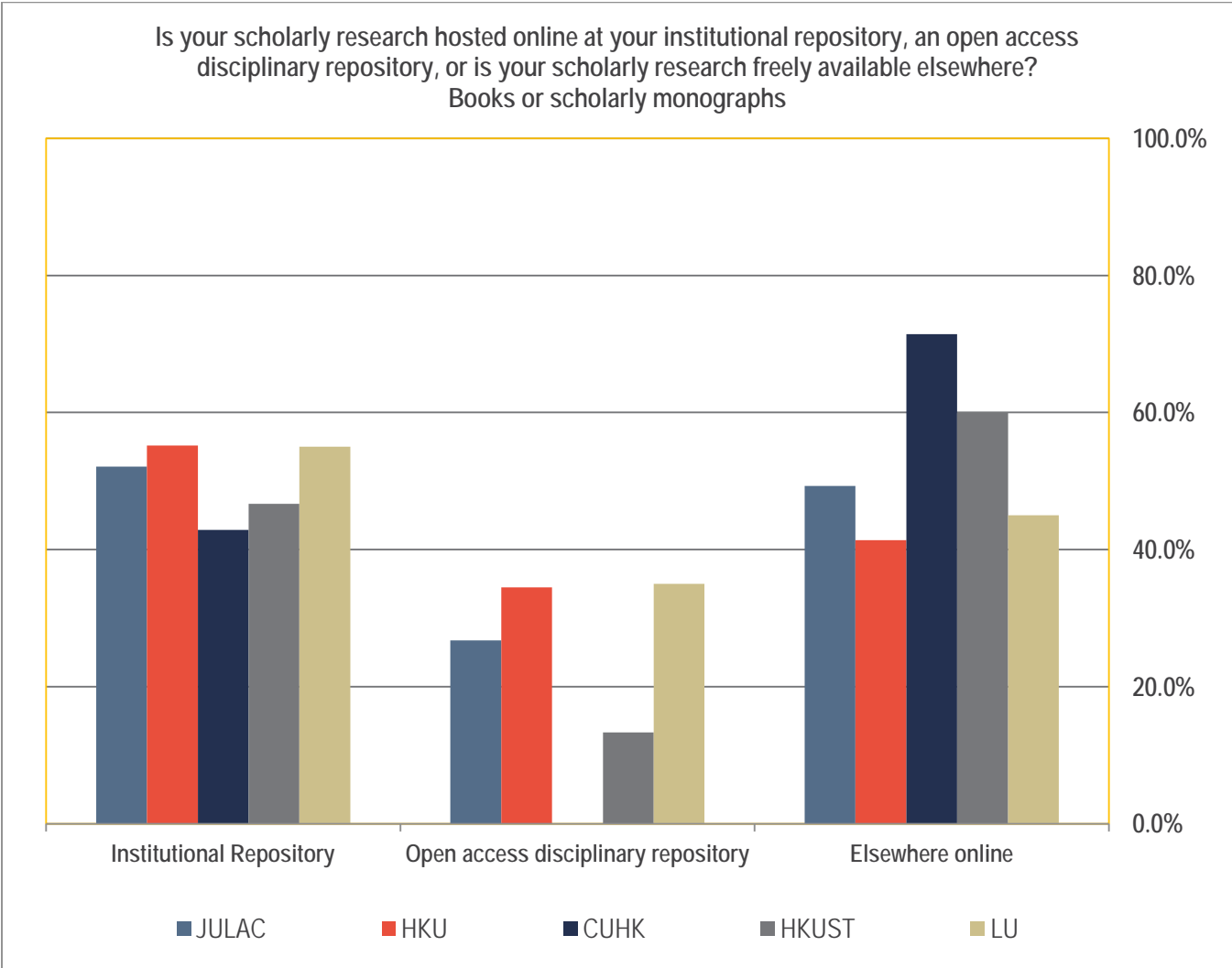
Data, images, media, or other primary source materials

	Institutional Repository	Open access disciplinary repository	Elsewhere online	Response
JULAC	33.3%	39.1%	50.7%	85
HKU	30.0%	50.0%	46.7%	38
CUHK	22.2%	22.2%	55.6%	9
HKUST	21.4%	35.7%	50.0%	15
LU	56.3%	31.3%	56.3%	23



Books or scholarly monographs

	Institutional Repository	Open access disciplinary repository	Elsewhere online	Response
JULAC	52.1%	26.8%	49.3%	91
HKU	55.2%	34.5%	41.4%	38
CUHK	42.9%	-	71.4%	8
HKUST	46.7%	13.3%	60.0%	18
LU	55.0%	35.0%	45.0%	27

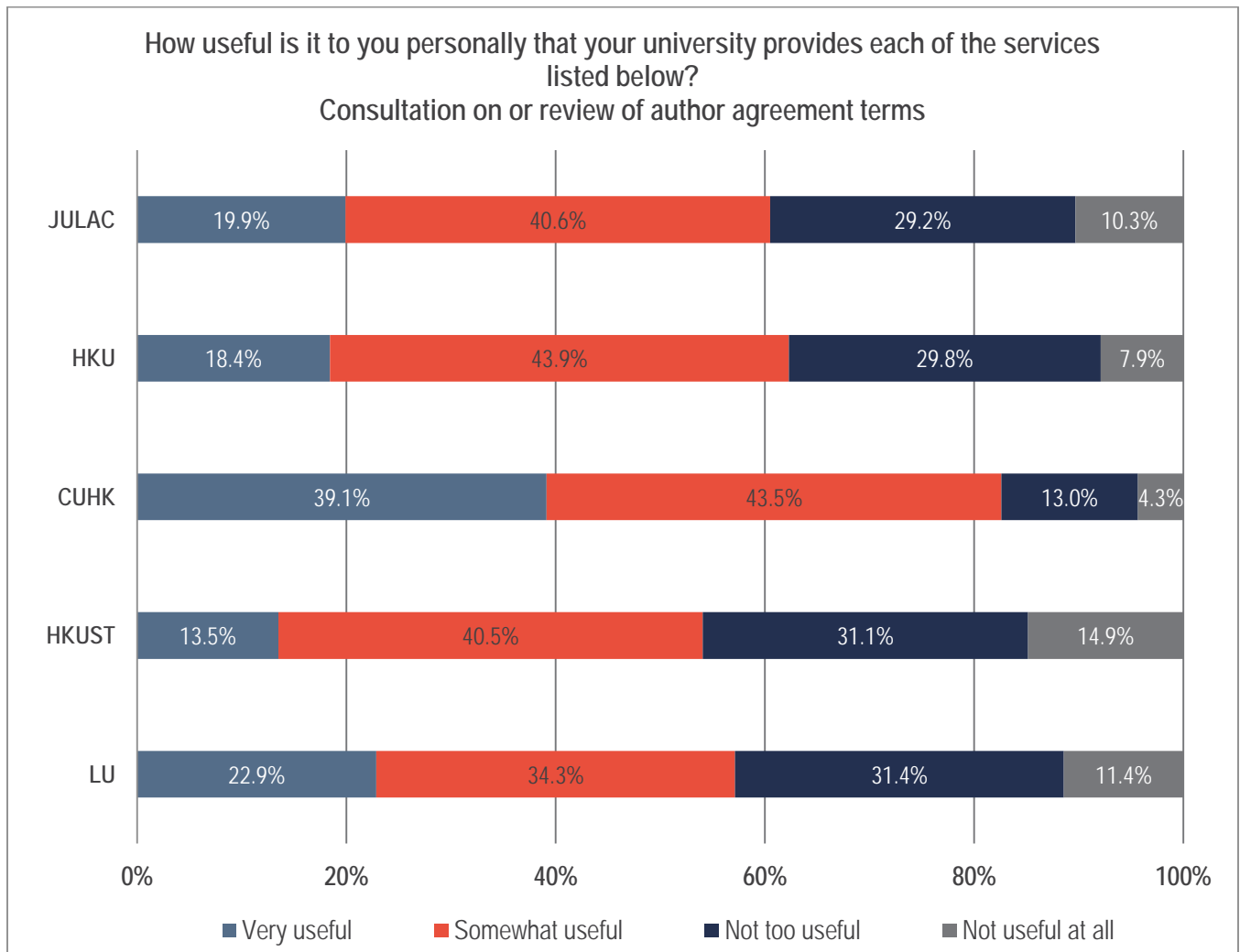


SC3

How useful is it to you personally that your university provides each of the services listed below? If one or more services are not currently provided, please indicate how useful it would be to you personally if your university provided the service(s).

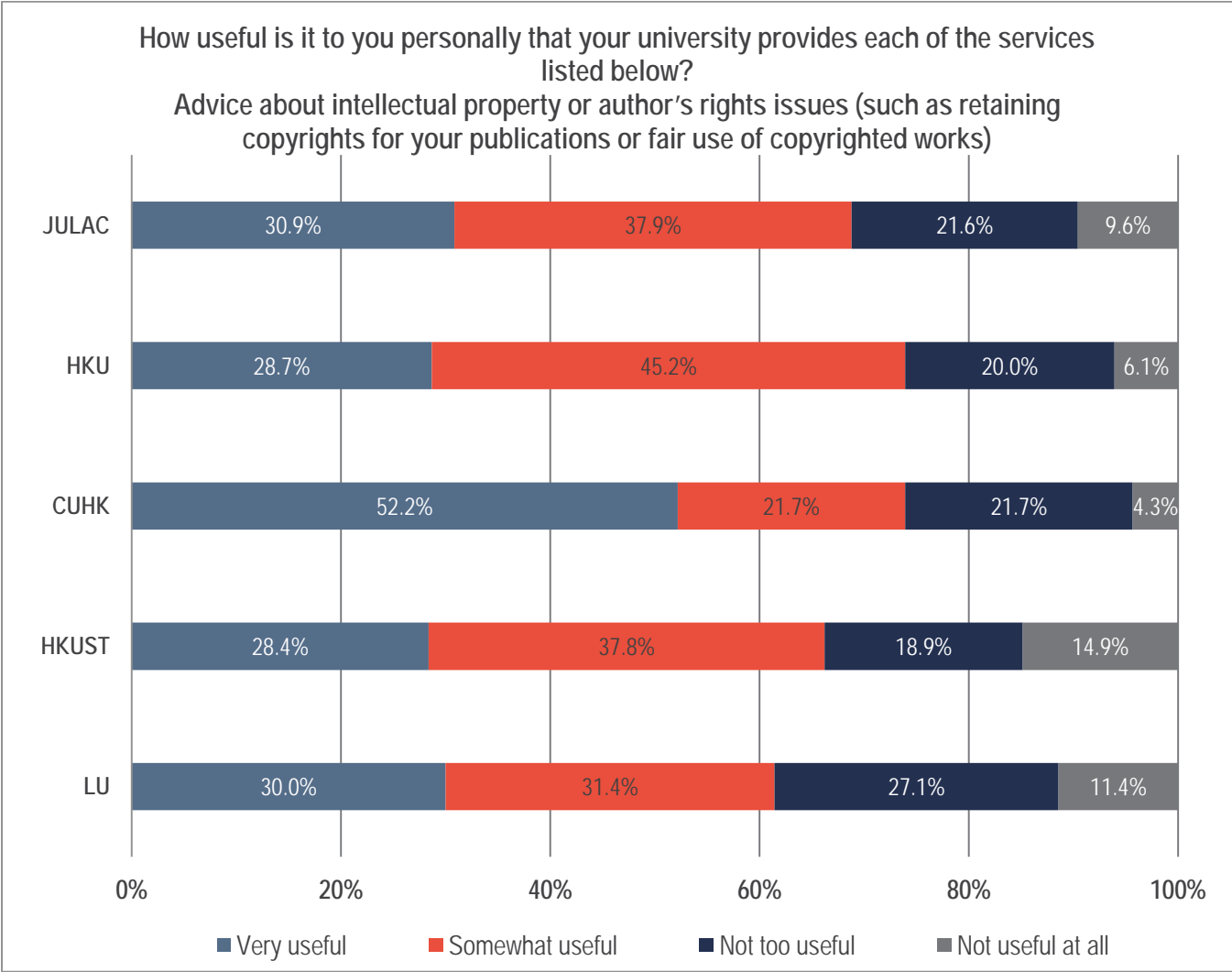
Consultation on or review of author agreement terms

	Very useful	Somewhat useful	Not too useful	Not useful at all	Response
JULAC	19.9%	40.6%	29.2%	10.3%	281
HKU	18.4%	43.9%	29.8%	7.9%	114
CUHK	39.1%	43.5%	13.0%	4.3%	23
HKUST	13.5%	40.5%	31.1%	14.9%	74
LU	22.9%	34.3%	31.4%	11.4%	70



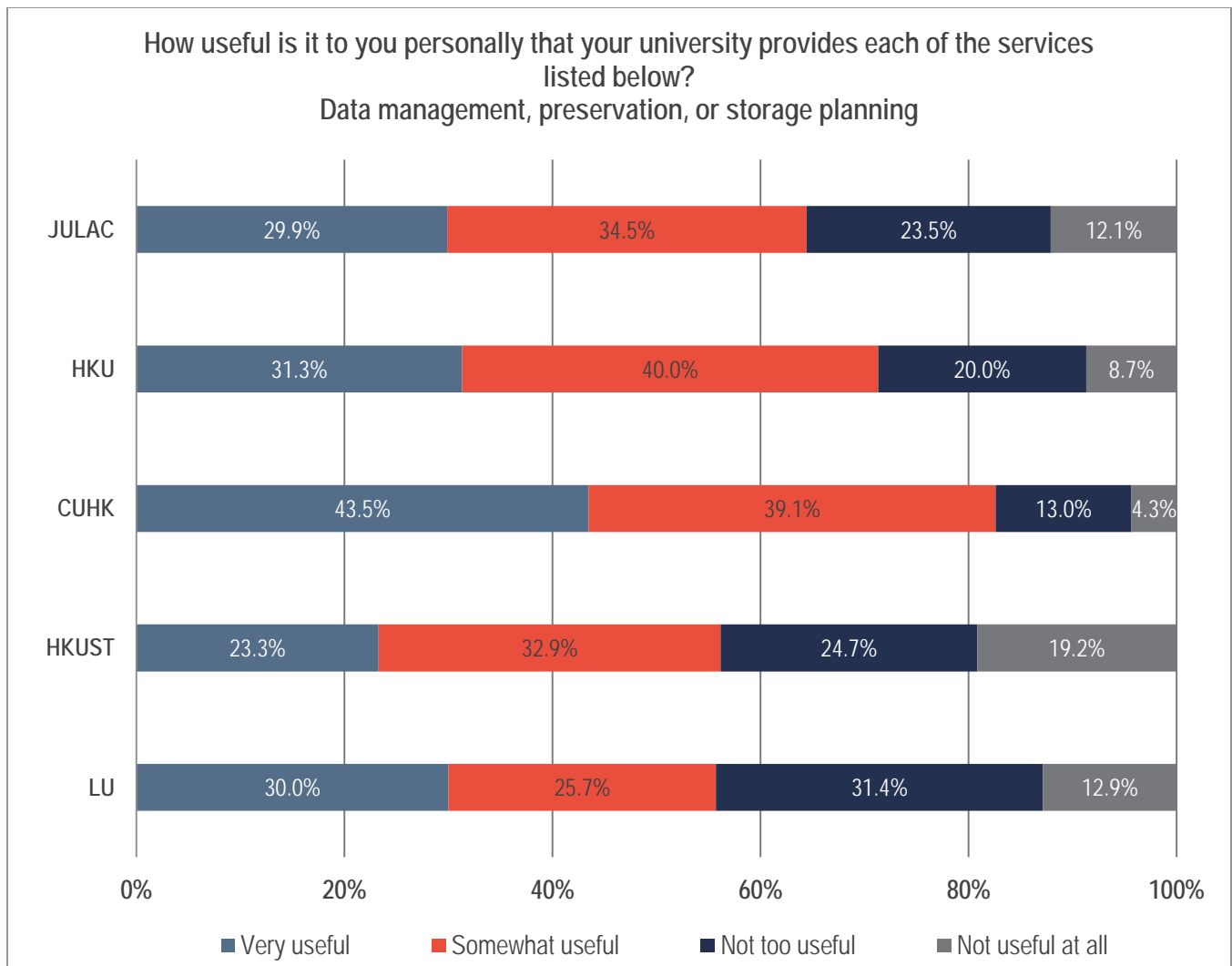
Advice about intellectual property or author’s rights issues (such as retaining copyrights for your publications or fair use of copyrighted works)

	Very useful	Somewhat useful	Not too useful	Not useful at all	Response
JULAC	30.9%	37.9%	21.6%	9.6%	282
HKU	28.7%	45.2%	20.0%	6.1%	115
CUHK	52.2%	21.7%	21.7%	4.3%	23
HKUST	28.4%	37.8%	18.9%	14.9%	74
LU	30.0%	31.4%	27.1%	11.4%	70



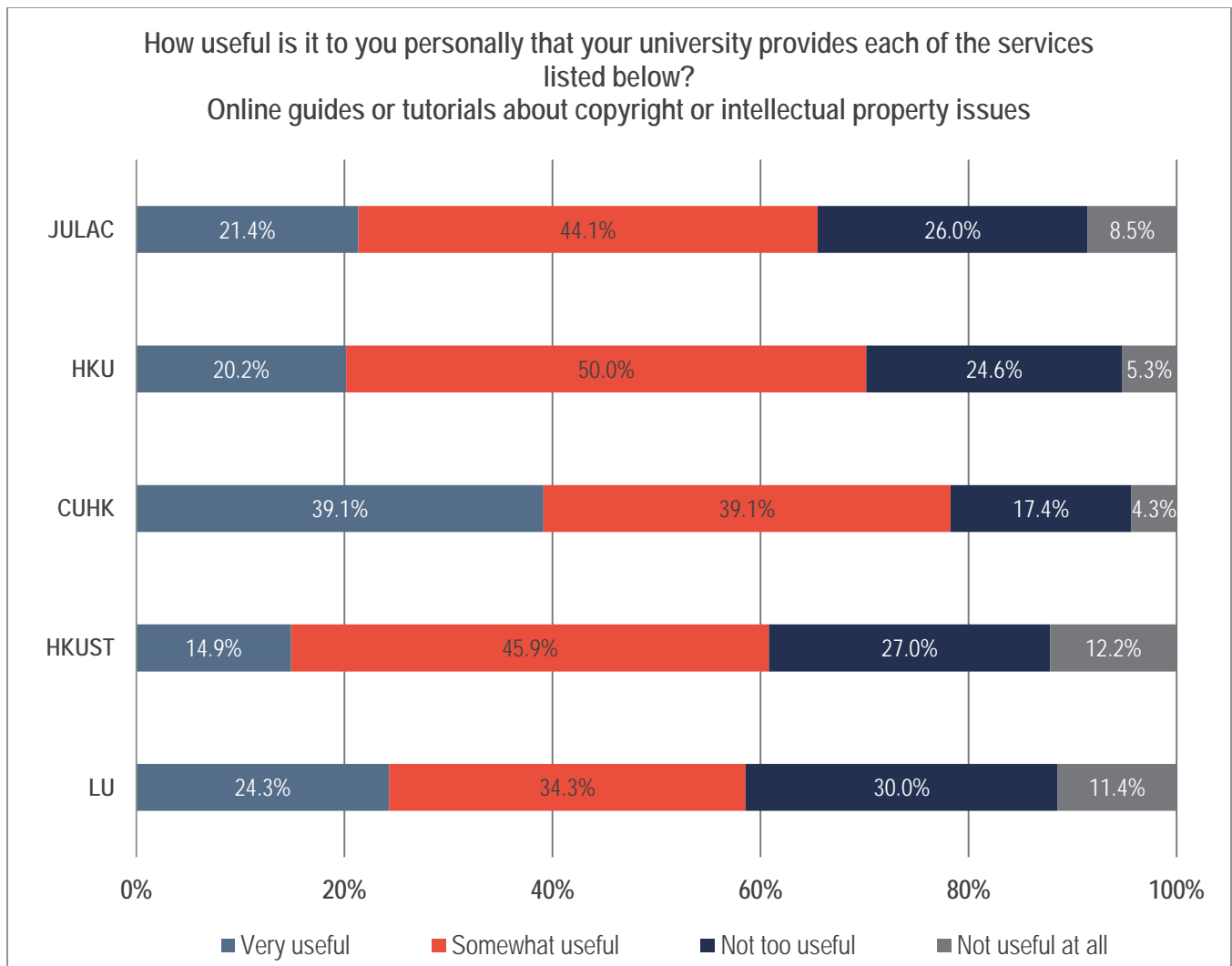
Data management, preservation, or storage planning

	Very useful	Somewhat useful	Not too useful	Not useful at all	Response
JULAC	29.9%	34.5%	23.5%	12.1%	281
HKU	31.3%	40.0%	20.0%	8.7%	115
CUHK	43.5%	39.1%	13.0%	4.3%	23
HKUST	23.3%	32.9%	24.7%	19.2%	73
LU	30.0%	25.7%	31.4%	12.9%	70



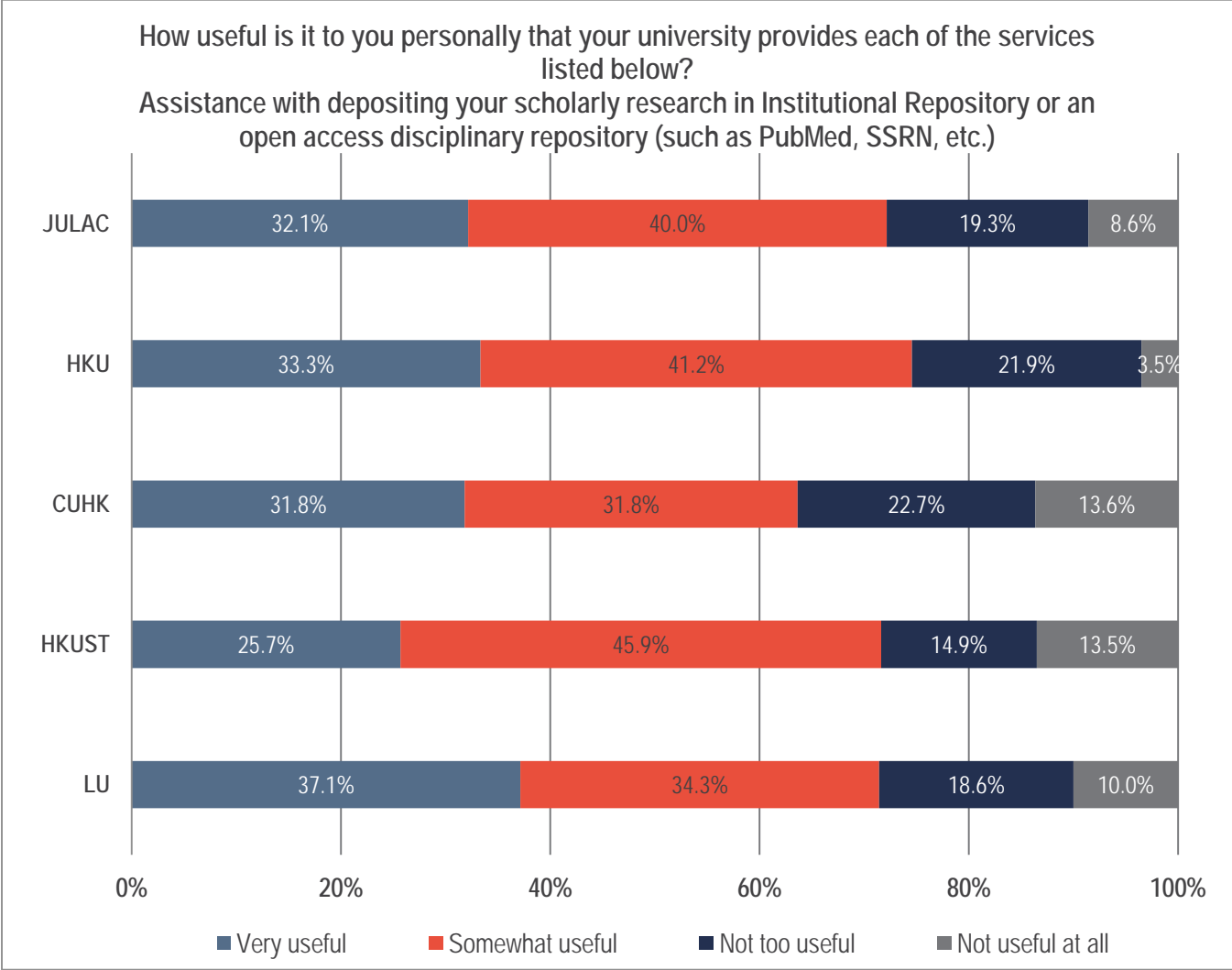
Online guides or tutorials about copyright or intellectual property issues

	Very useful	Somewhat useful	Not too useful	Not useful at all	Response
JULAC	21.4%	44.1%	26.0%	8.5%	281
HKU	20.2%	50.0%	24.6%	5.3%	114
CUHK	39.1%	39.1%	17.4%	4.3%	23
HKUST	14.9%	45.9%	27.0%	12.2%	74
LU	24.3%	34.3%	30.0%	11.4%	70



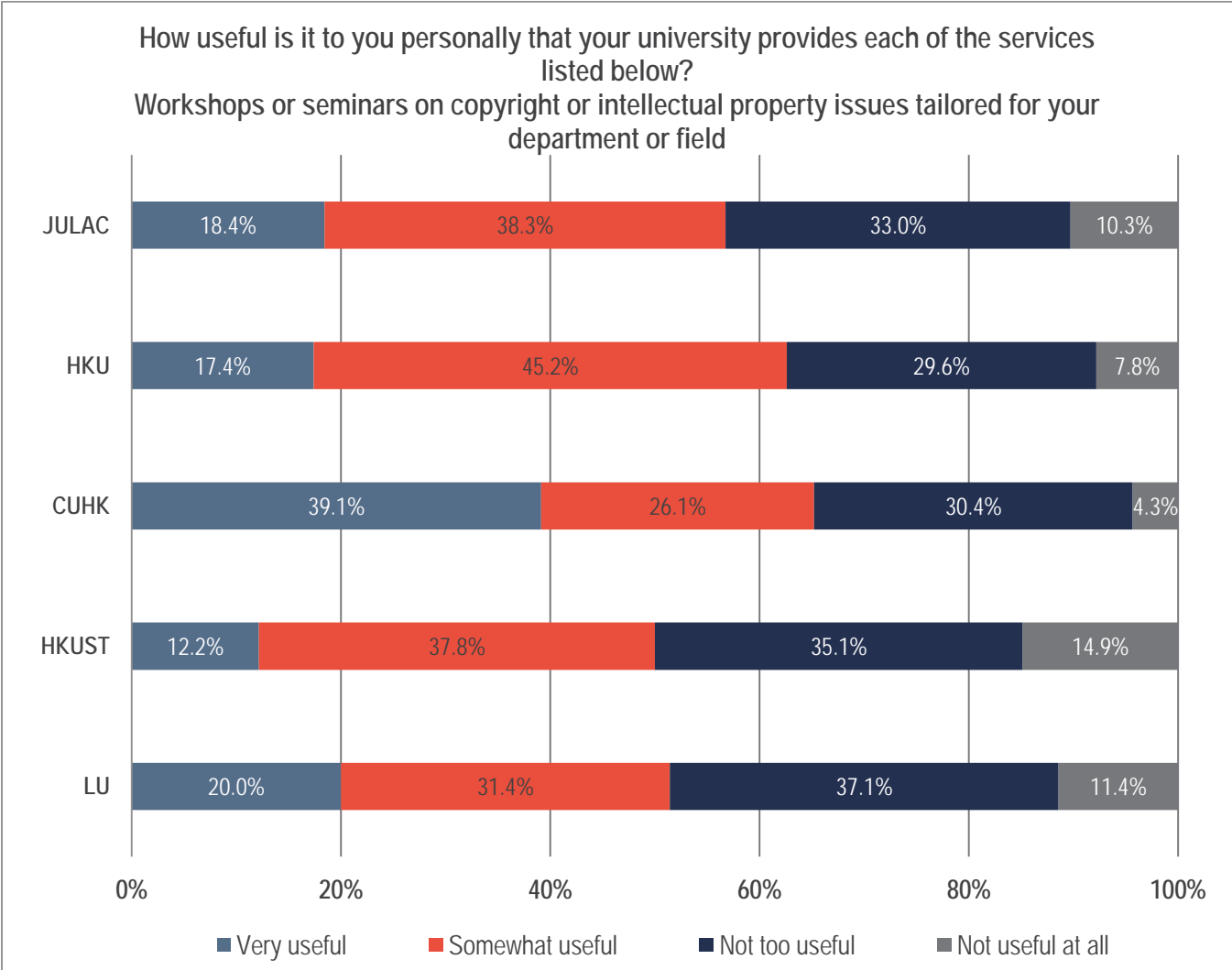
Assistance with depositing your scholarly research in the HKU Scholar Hub or an open access disciplinary repository (such as PubMed, SSRN, etc.)

	Very useful	Somewhat useful	Not too useful	Not useful at all	Response
JULAC	32.1%	40.0%	19.3%	8.6%	280
HKU	33.3%	41.2%	21.9%	3.5%	114
CUHK	31.8%	31.8%	22.7%	13.6%	22
HKUST	25.7%	45.9%	14.9%	13.5%	74
LU	37.1%	34.3%	18.6%	10.0%	70



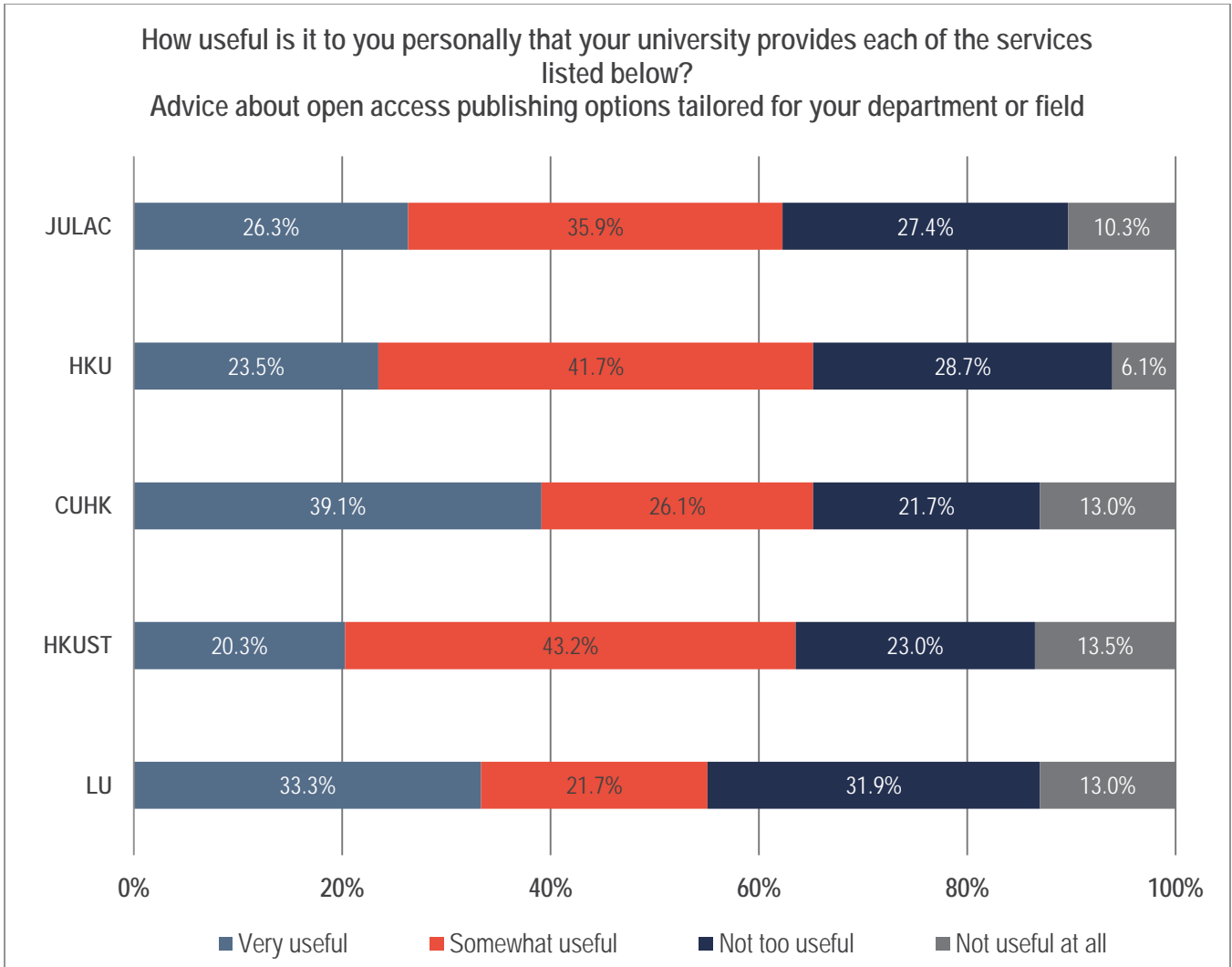
Workshops or seminars on copyright or intellectual property issues tailored for your department or field

	Very useful	Somewhat useful	Not too useful	Not useful at all	Response
JULAC	18.4%	38.3%	33.0%	10.3%	282
HKU	17.4%	45.2%	29.6%	7.8%	115
CUHK	39.1%	26.1%	30.4%	4.3%	23
HKUST	12.2%	37.8%	35.1%	14.9%	74
LU	20.0%	31.4%	37.1%	11.4%	70



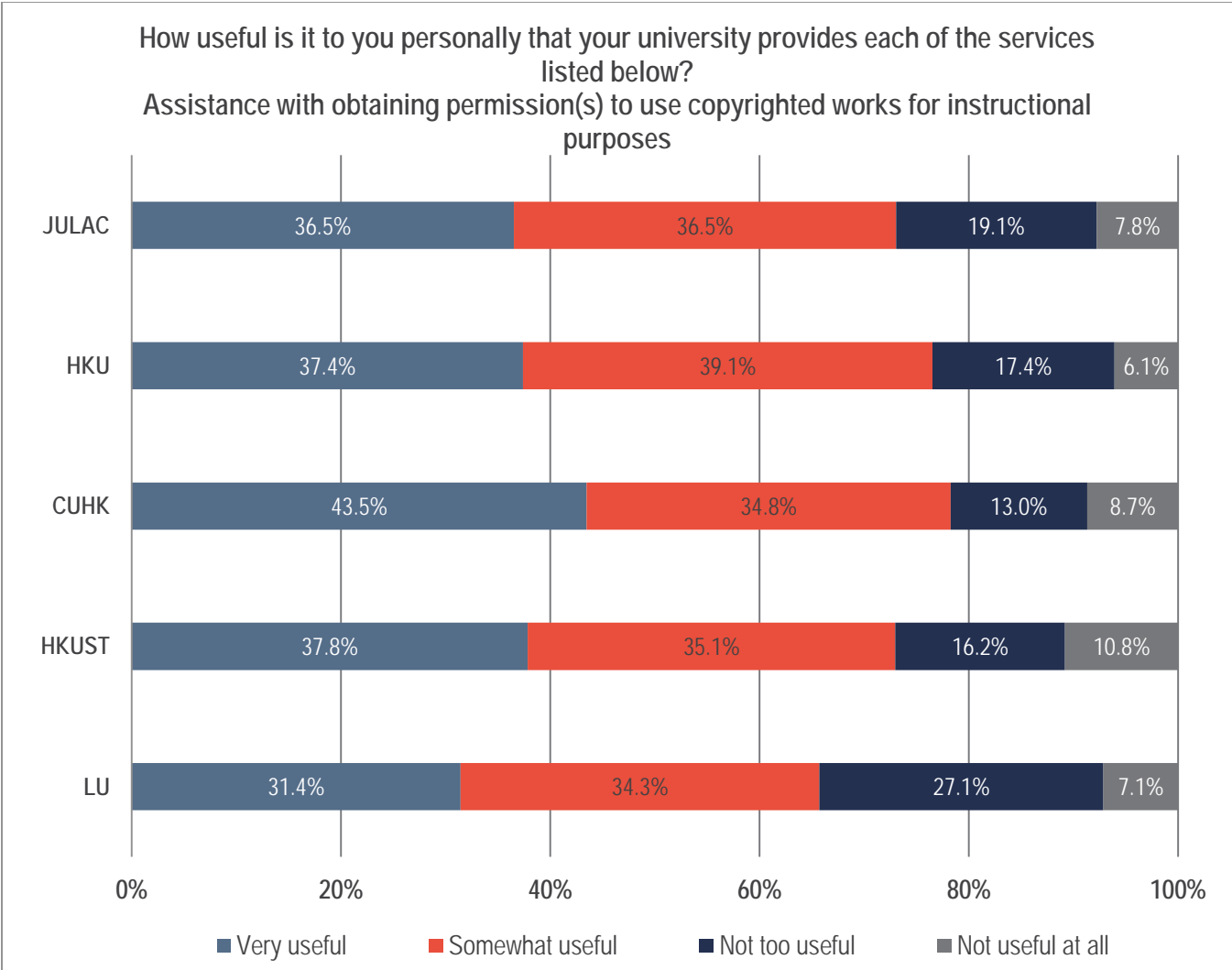
Advice about open access publishing options tailored for your department or field

	Very useful	Somewhat useful	Not too useful	Not useful at all	Response
JULAC	26.3%	35.9%	27.4%	10.3%	281
HKU	23.5%	41.7%	28.7%	6.1%	115
CUHK	39.1%	26.1%	21.7%	13.0%	23
HKUST	20.3%	43.2%	23.0%	13.5%	74
LU	33.3%	21.7%	31.9%	13.0%	69



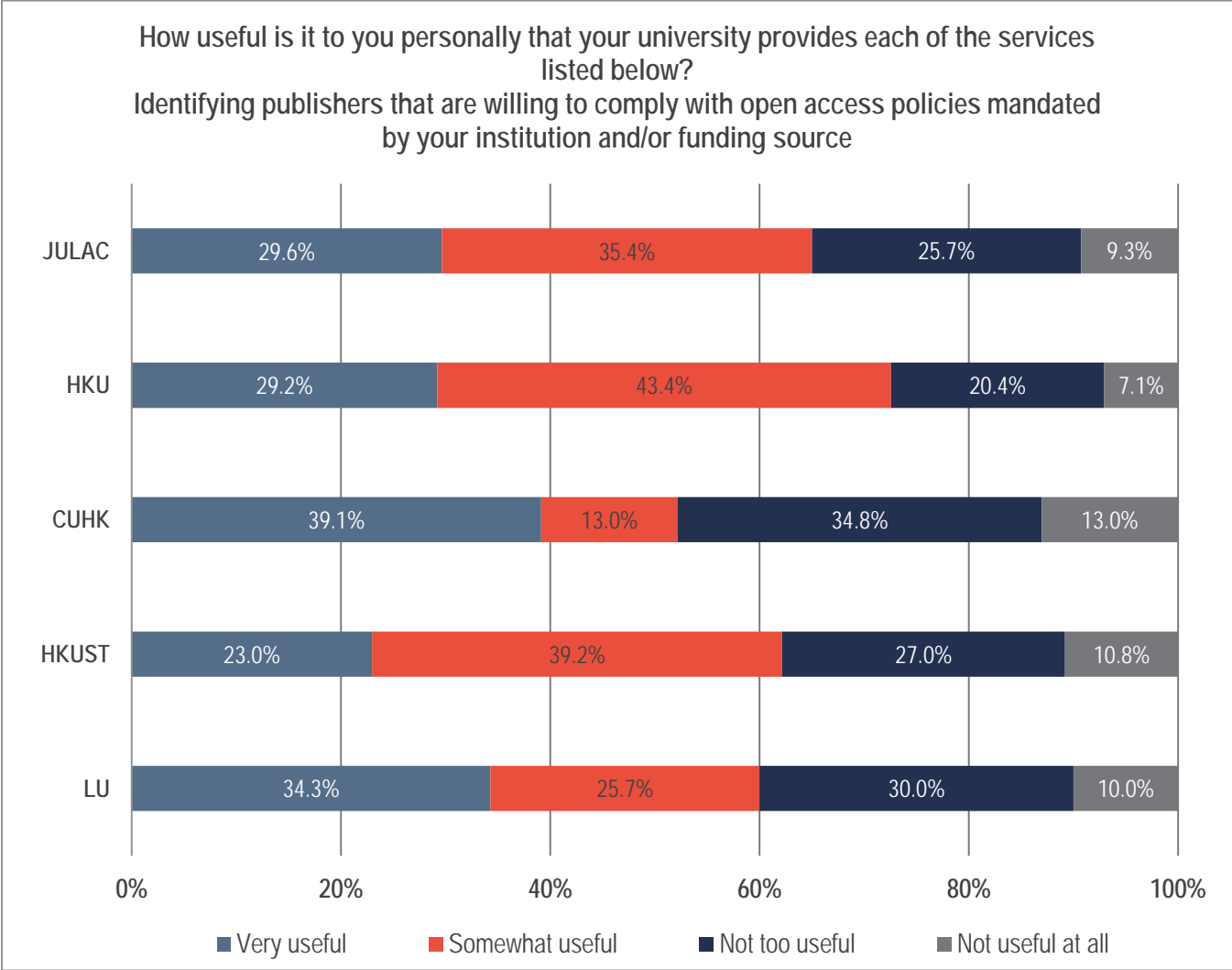
Assistance with obtaining permission(s) to use copyrighted works for instructional purposes

	Very useful	Somewhat useful	Not too useful	Not useful at all	Response
JULAC	36.5%	36.5%	19.1%	7.8%	282
HKU	37.4%	39.1%	17.4%	6.1%	115
CUHK	43.5%	34.8%	13.0%	8.7%	23
HKUST	37.8%	35.1%	16.2%	10.8%	74
LU	31.4%	34.3%	27.1%	7.1%	70



Identifying publishers that are willing to comply with open access policies mandated by your institution and/or funding source (such as research funded by the RGC, CAS, Croucher, etc.)

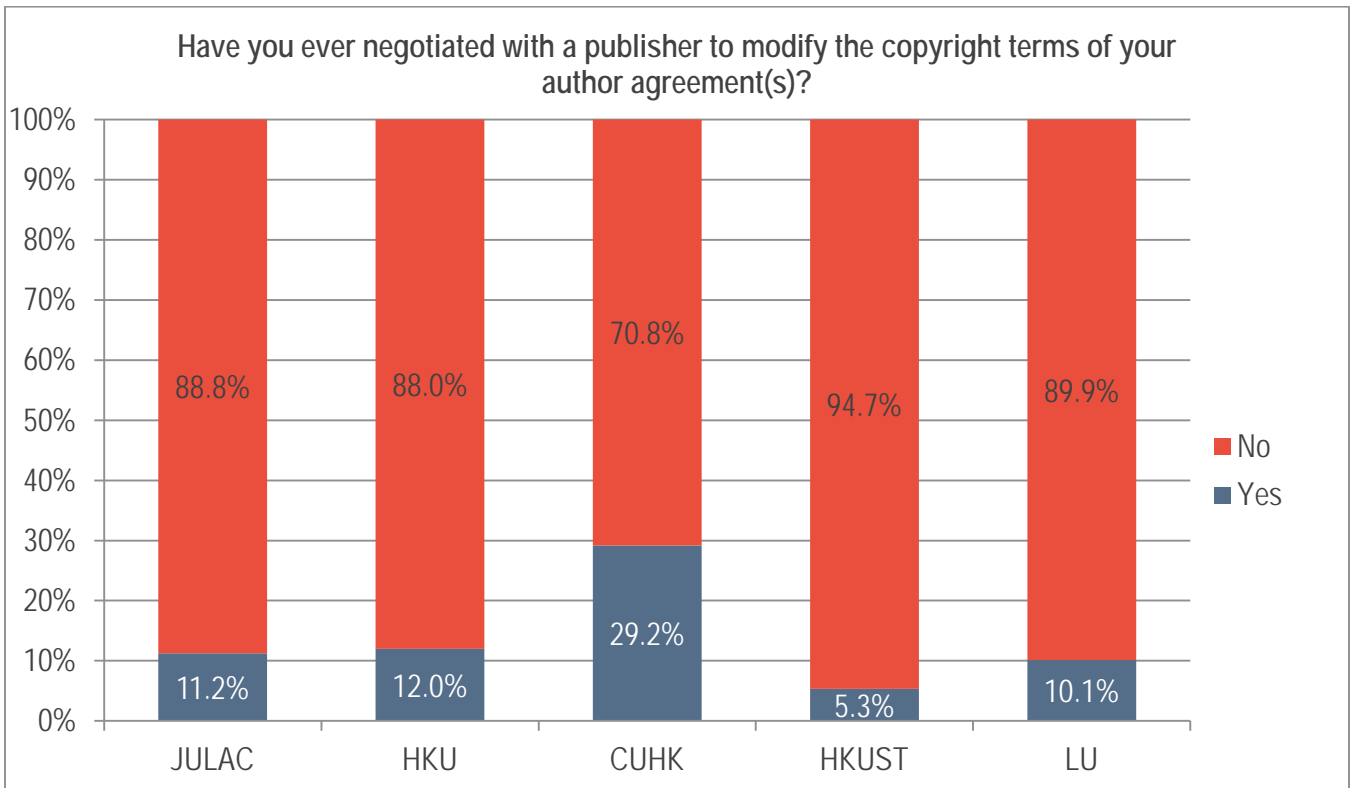
	Very useful	Somewhat useful	Not too useful	Not useful at all	Response
JULAC	29.6%	35.4%	25.7%	9.3%	280
HKU	29.2%	43.4%	20.4%	7.1%	113
CUHK	39.1%	13.0%	34.8%	13.0%	23
HKUST	23.0%	39.2%	27.0%	10.8%	74
LU	34.3%	25.7%	30.0%	10.0%	70



SC4

Have you ever negotiated with a publisher to modify the copyright terms of your author agreement(s)?

	Yes	No	Response
JULAC	11.2%	88.8%	285
HKU	12.0%	88.0%	117
CUHK	29.2%	70.8%	24
HKUST	5.3%	94.7%	75
LU	10.1%	89.9%	69

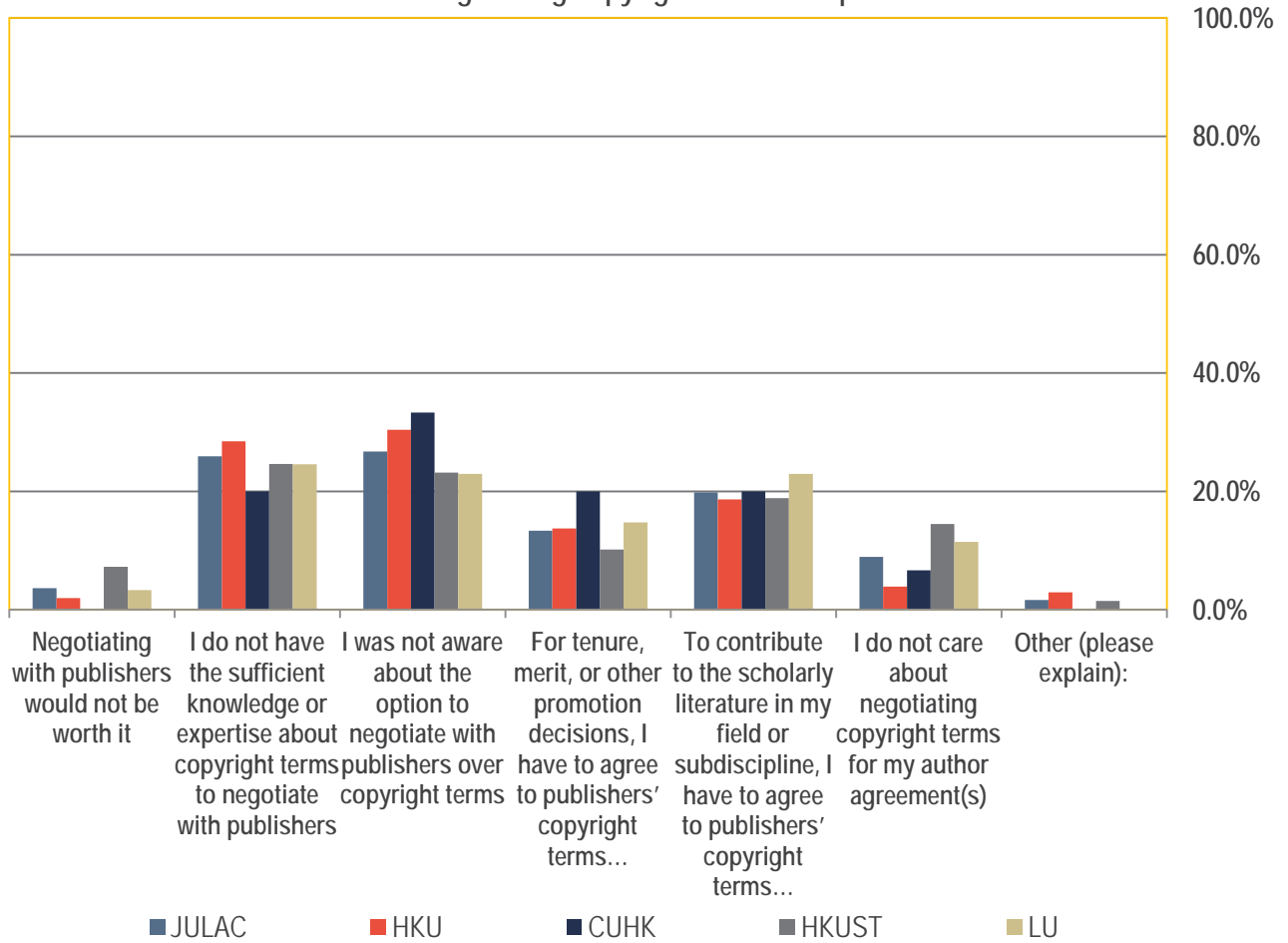


SC5 [Contingent on SC4]

Please select the statement from the following list that best describes your point of view about negotiating copyright terms with publishers, or explain your point of view about negotiating copyright terms with publishers in the “other” option:

	Negotiating with publishers would not be worth it	I do not have the sufficient knowledge or expertise about copyright terms to negotiate with publishers	I was not aware about the option to negotiate with publishers over copyright terms	For tenure, merit, or other promotion decisions, I have to agree to publishers' copyright terms in order to publish my work in specific journals or by specific presses	To contribute to the scholarly literature in my field or subdiscipline, I have to agree to publishers' copyright terms in order to publish my work in specific journals or by specific presses	I do not care about negotiating copyright terms for my author agreement(s)	Other (please explain):	Response
JULAC	3.6%	25.9%	26.7%	13.4%	19.8%	8.9%	1.6%	247
HKU	2.0%	28.4%	30.4%	13.7%	18.6%	3.9%	2.9%	102
CUHK	-	20.0%	33.3%	20.0%	20.0%	6.7%	-	15
HKUST	7.2%	24.6%	23.2%	10.1%	18.8%	14.5%	1.4%	69
LU	3.3%	24.6%	23.0%	14.8%	23.0%	11.5%	-	61

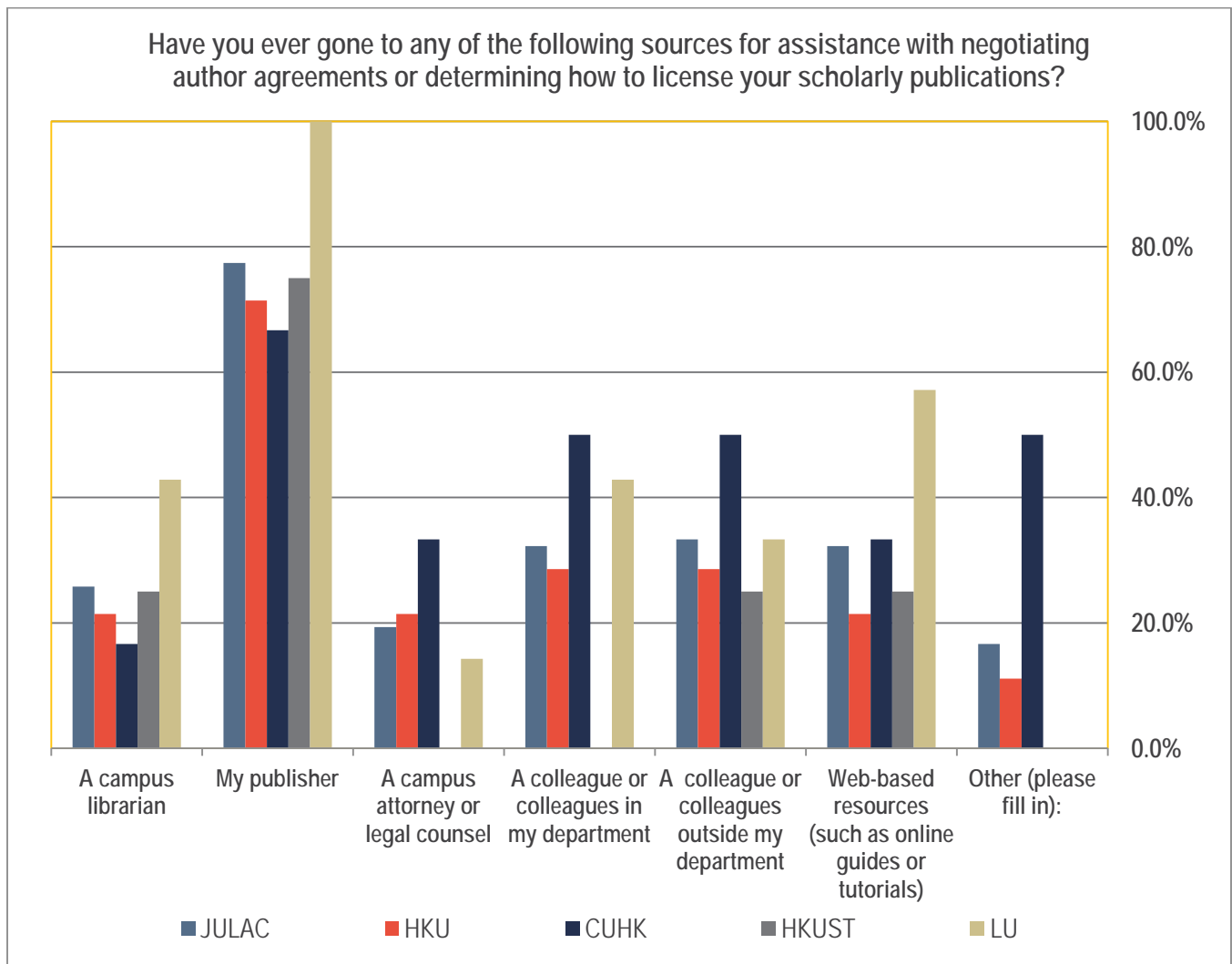
Please select the statement from the following list that best describes your point of view about negotiating copyright terms with publishers.



SC6 [Contingent on SC4]

Have you ever gone to any of the following sources for assistance with negotiating author agreements or determining how to license your scholarly publications?

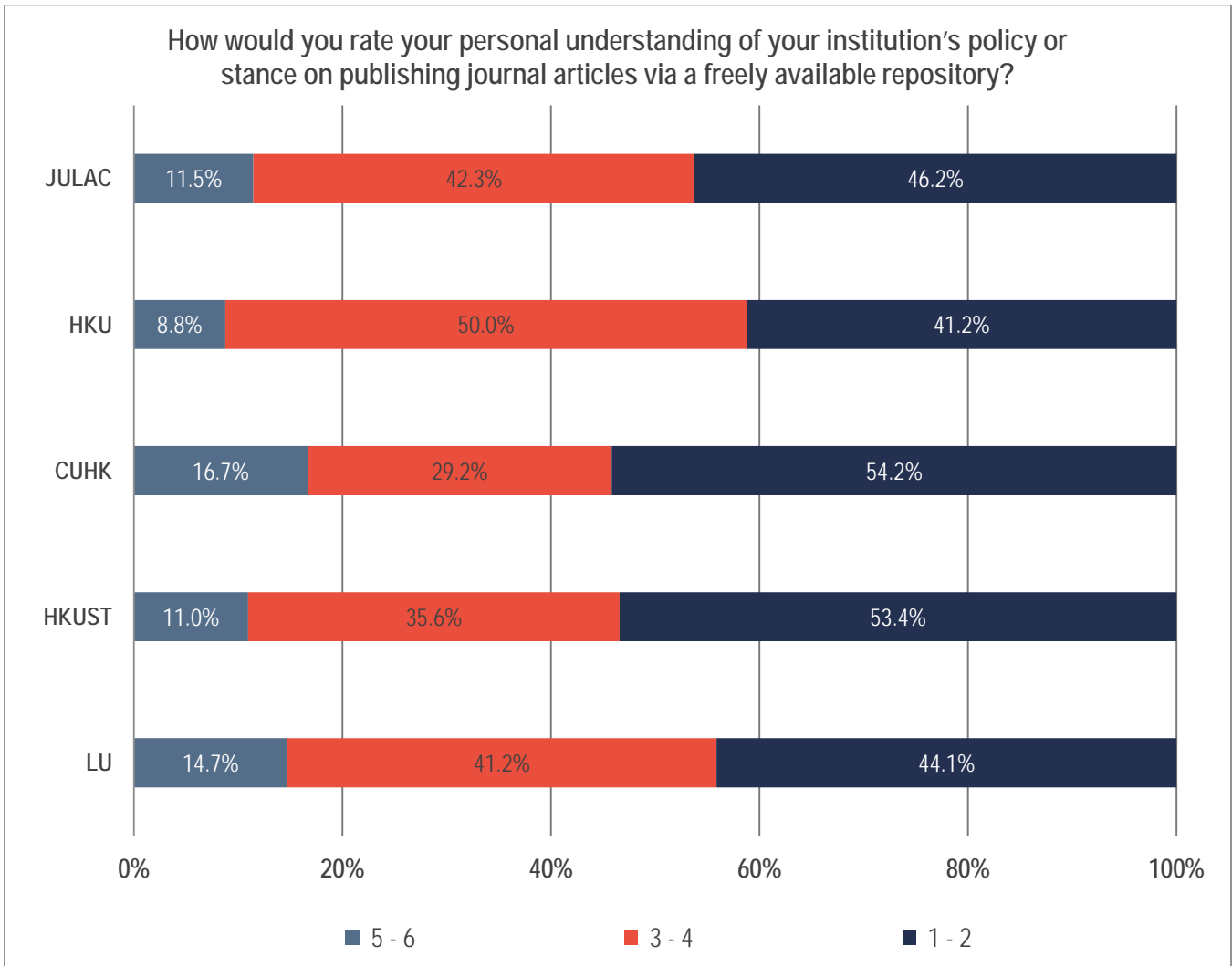
	Percent (Response)						
	A campus librarian	My publisher	A campus attorney or legal counsel	A colleague or colleagues in my department	A colleague or colleagues outside my department	Web-based resources (such as online guides or tutorials)	Other (please fill in):
JULAC	25.8% (8)	77.4% (24)	19.4% (6)	32.3% (10)	33.3% (10)	32.3% (10)	16.7% (2)
HKU	21.4% (3)	71.4% (10)	21.4% (3)	28.6% (4)	28.6% (4)	21.4% (3)	11.1% (1)
CUHK	16.7% (1)	66.7% (4)	33.3% (2)	50.0% (3)	50.0% (3)	33.3% (2)	50.0% (1)
HKUST	25.0% (1)	75.0% (3)	-	-	25.0% (1)	25.0% (1)	-
LU	42.9% (3)	100.0% (7)	14.3% (1)	42.9% (3)	33.3% (2)	57.1% (4)	-



SC7

How would you rate your personal understanding of your institution’s policy or stance on publishing journal articles via a freely available repository? Please use the scale below to rate from 6 to 1, where 6 equals "Have a very good understanding" and 1 equals "Do not understand at all."

	5 - 6	3 - 4	1 - 2	Response
JULAC	11.5%	42.3%	46.2%	279
HKU	8.8%	50.0%	41.2%	114
CUHK	16.7%	29.2%	54.2%	24
HKUST	11.0%	35.6%	53.4%	73
LU	14.7%	41.2%	44.1%	68

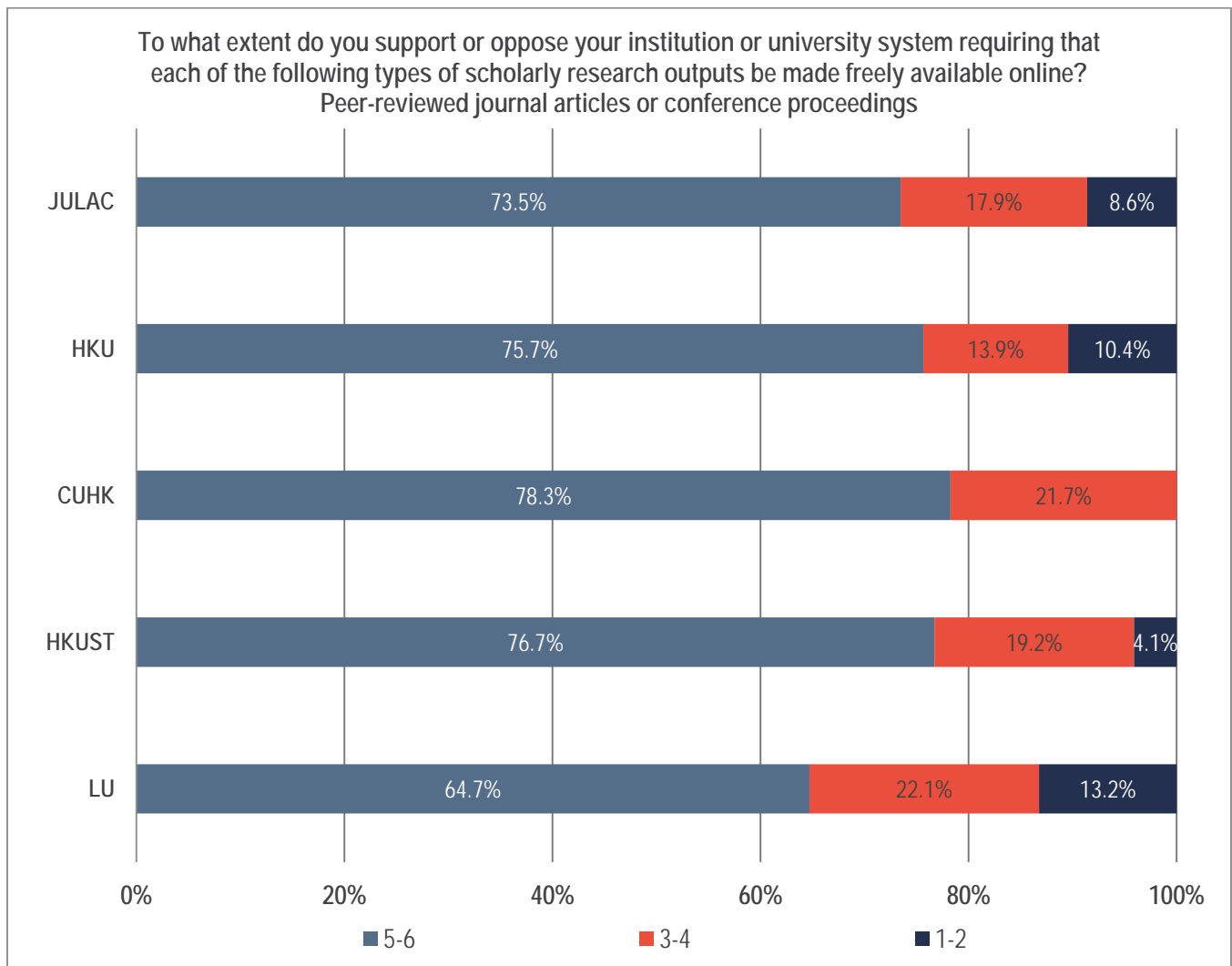


SC8

To what extent do you support or oppose your institution or university system requiring that each of the following types of scholarly research outputs be made freely available online (i.e., via an open access repository or database)? Please use the scale below to rate from 6 to 1, where 6 equals "Highly support" and 1 equals "Highly oppose."

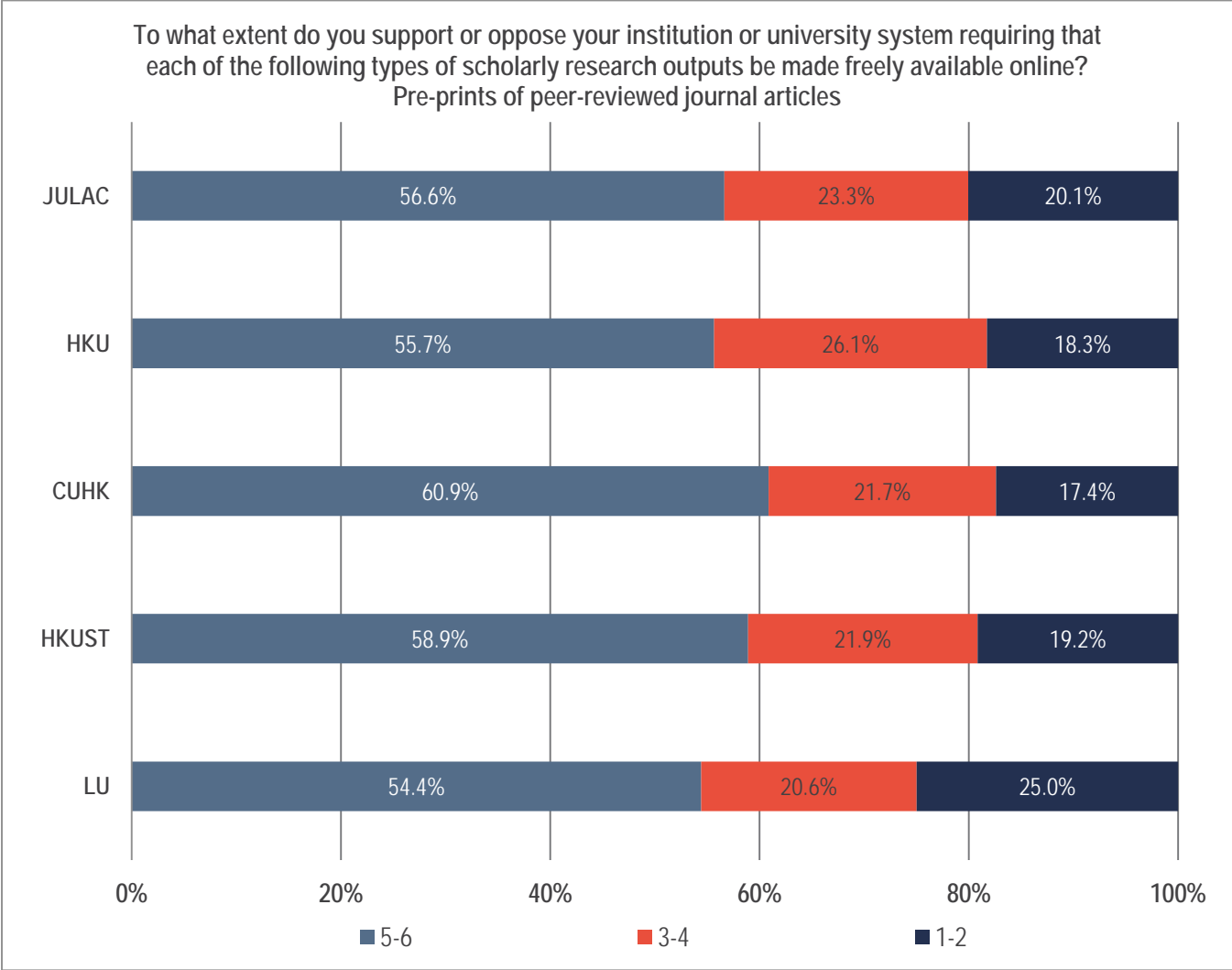
Peer-reviewed journal articles or conference proceedings

	5-6	3-4	1-2	Response
JULAC	73.5%	17.9%	8.6%	279
HKU	75.7%	13.9%	10.4%	115
CUHK	78.3%	21.7%	0.0%	23
HKUST	76.7%	19.2%	4.1%	73
LU	64.7%	22.1%	13.2%	68



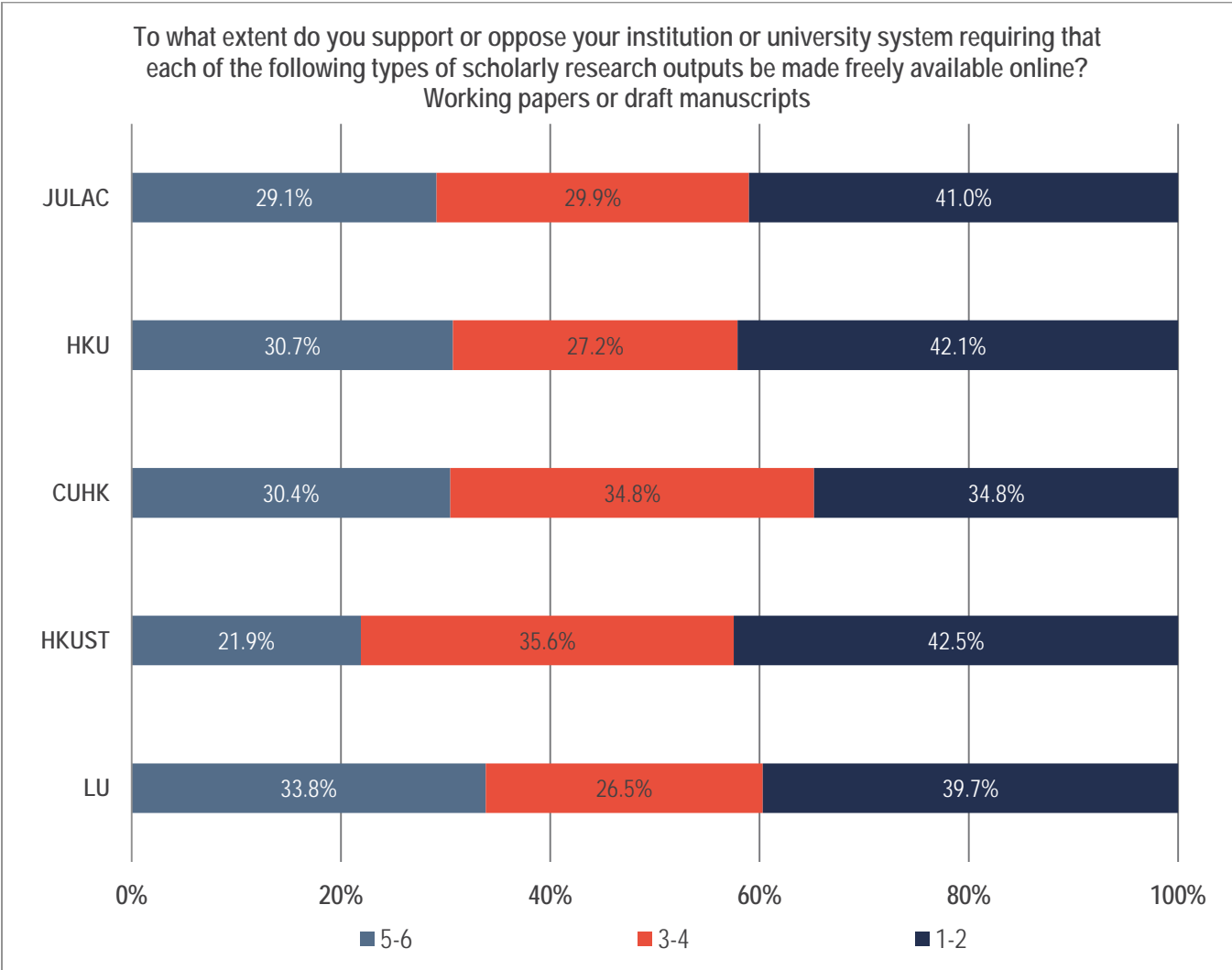
Pre-prints of peer-reviewed journal articles

	5-6	3-4	1-2	Response
JULAC	56.6%	23.3%	20.1%	279
HKU	55.7%	26.1%	18.3%	115
CUHK	60.9%	21.7%	17.4%	23
HKUST	58.9%	21.9%	19.2%	73
LU	54.4%	20.6%	25.0%	68



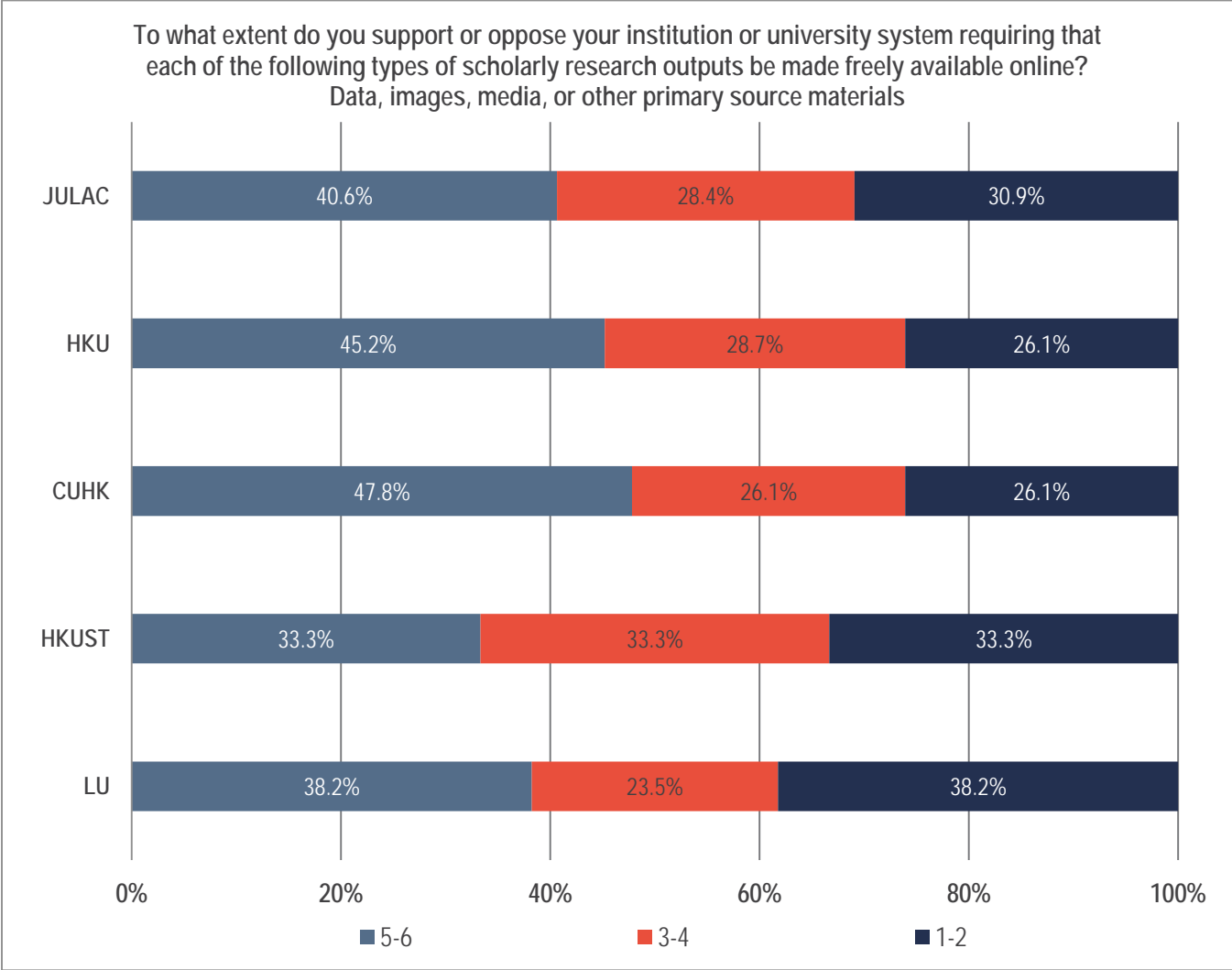
Working papers or draft manuscripts

	5-6	3-4	1-2	Response
JULAC	29.1%	29.9%	41.0%	278
HKU	30.7%	27.2%	42.1%	114
CUHK	30.4%	34.8%	34.8%	23
HKUST	21.9%	35.6%	42.5%	73
LU	33.8%	26.5%	39.7%	68



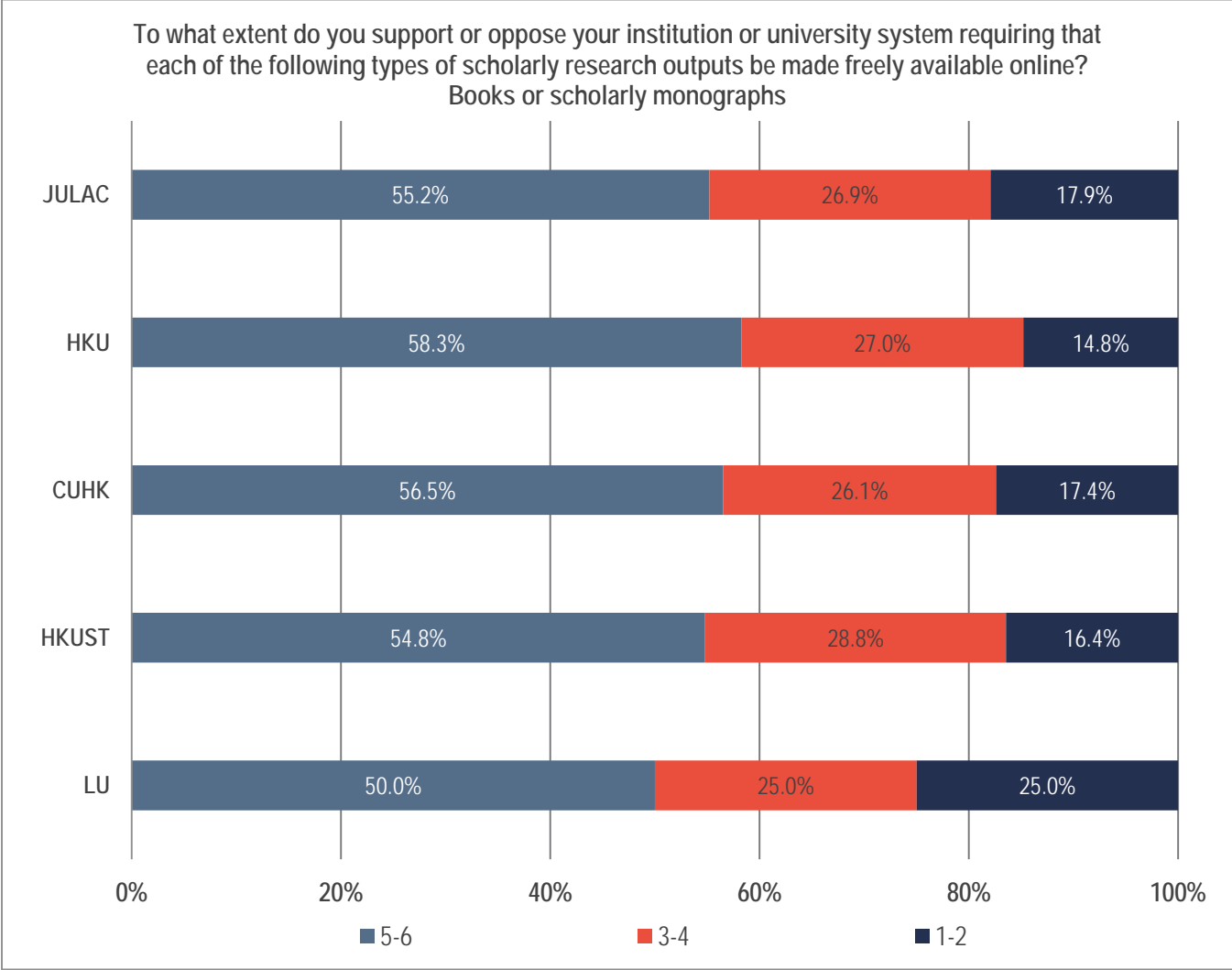
Data, images, media, or other primary source materials

	5-6	3-4	1-2	Response
JULAC	40.6%	28.4%	30.9%	278
HKU	45.2%	28.7%	26.1%	115
CUHK	47.8%	26.1%	26.1%	23
HKUST	33.3%	33.3%	33.3%	72
LU	38.2%	23.5%	38.2%	68



Books or scholarly monographs

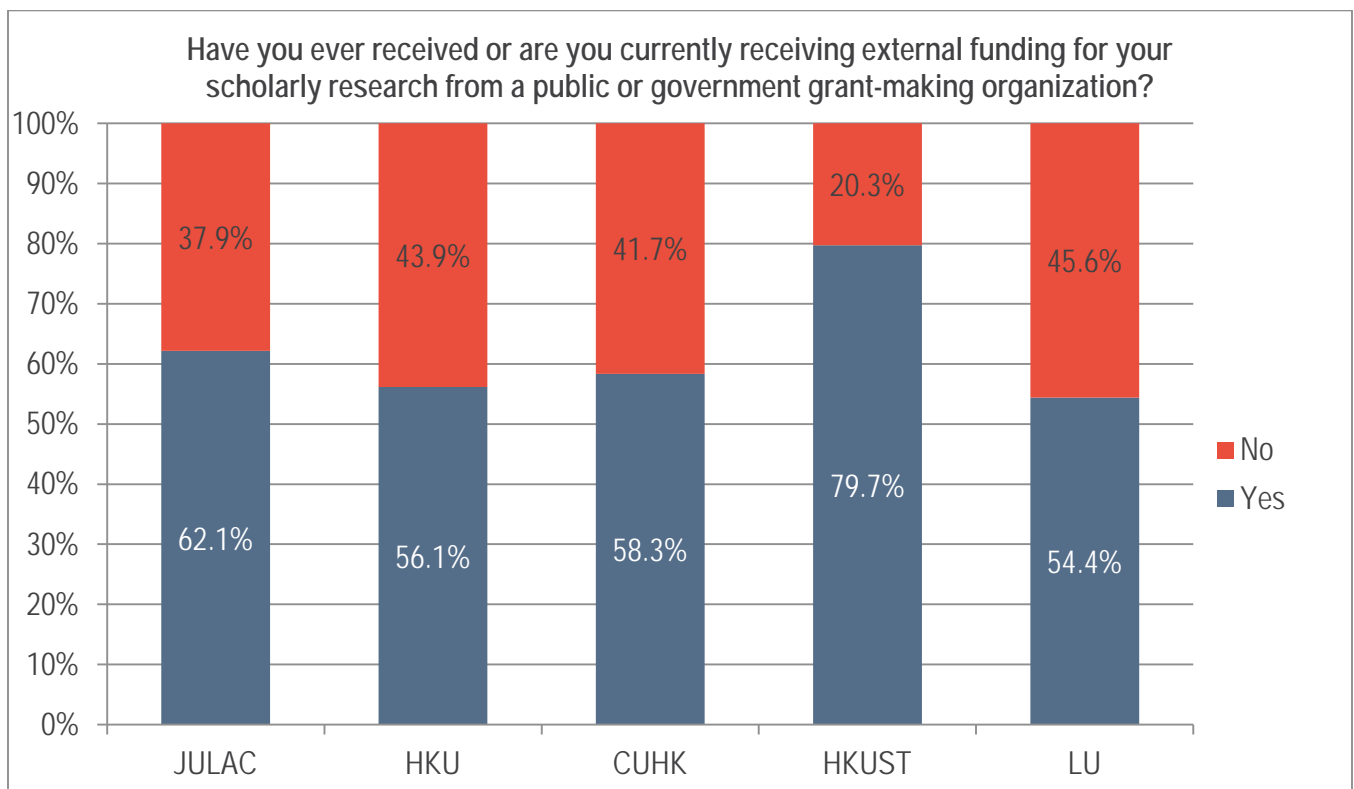
	5-6	3-4	1-2	Response
JULAC	55.2%	26.9%	17.9%	279
HKU	58.3%	27.0%	14.8%	115
CUHK	56.5%	26.1%	17.4%	23
HKUST	54.8%	28.8%	16.4%	73
LU	50.0%	25.0%	25.0%	68



SC9

Have you ever received or are you currently receiving external funding for your scholarly research from a public or government grant-making organization (such as the RGC, CAS, Croucher, etc.)?

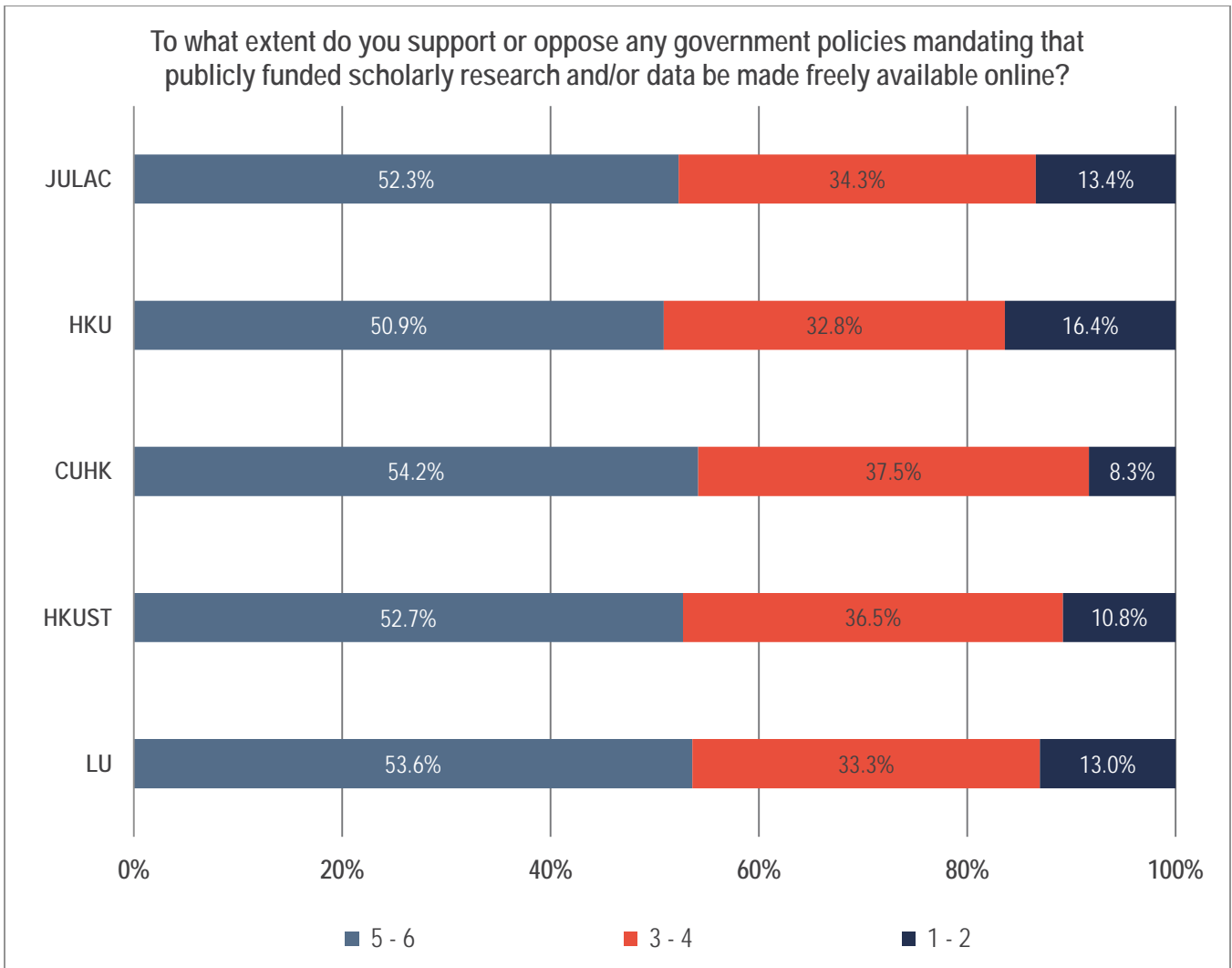
	Yes	No	Response
JULAC	62.1%	37.9%	280
HKU	56.1%	43.9%	64
CUHK	58.3%	41.7%	14
HKUST	79.7%	20.3%	59
LU	54.4%	45.6%	37



SC10

To what extent do you support or oppose any government policies mandating that publicly funded scholarly research and/or data be made freely available online (i.e., via an open access repository or database)? Please use the scale below to rate from 6 to 1, where 6 equals "Highly support" and 1 equals "Highly oppose."

	5 - 6	3 - 4	1 - 2	Response
JULAC	52.3%	34.3%	13.4%	283
HKU	50.9%	32.8%	16.4%	116
CUHK	54.2%	37.5%	8.3%	24
HKUST	52.7%	36.5%	10.8%	74
LU	53.6%	33.3%	13.0%	69

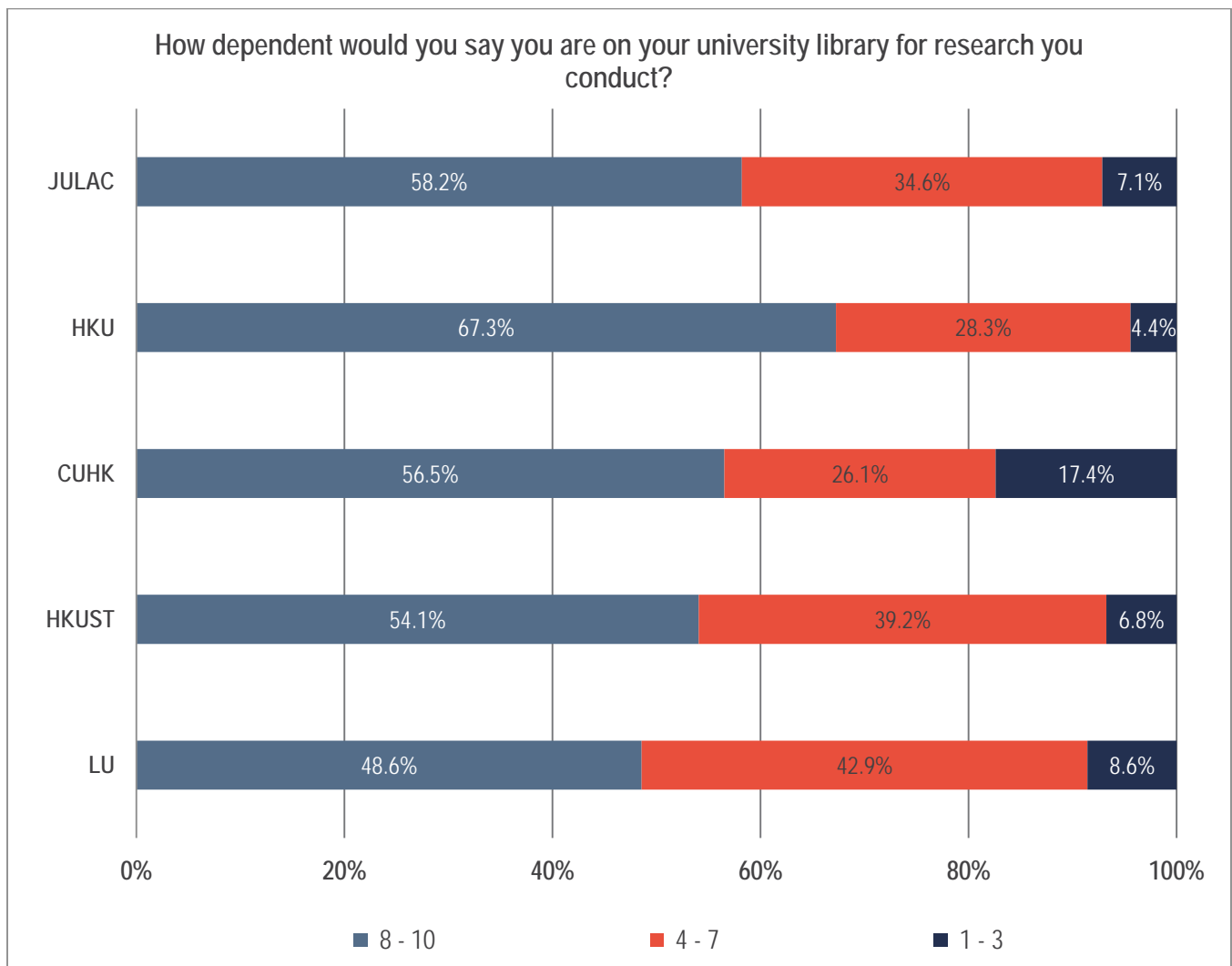


Role of the Library

ROL1

How dependent would you say you are on your university library for research you conduct?
Please rate from 10 to 1 where 10 equals "Completely dependent" and 1 equals "Not at all dependent."

	8 - 10	4 - 7	1 - 3	Response
JULAC	58.2%	34.6%	7.1%	280
HKU	67.3%	28.3%	4.4%	113
CUHK	56.5%	26.1%	17.4%	23
HKUST	54.1%	39.2%	6.8%	74
LU	48.6%	42.9%	8.6%	70

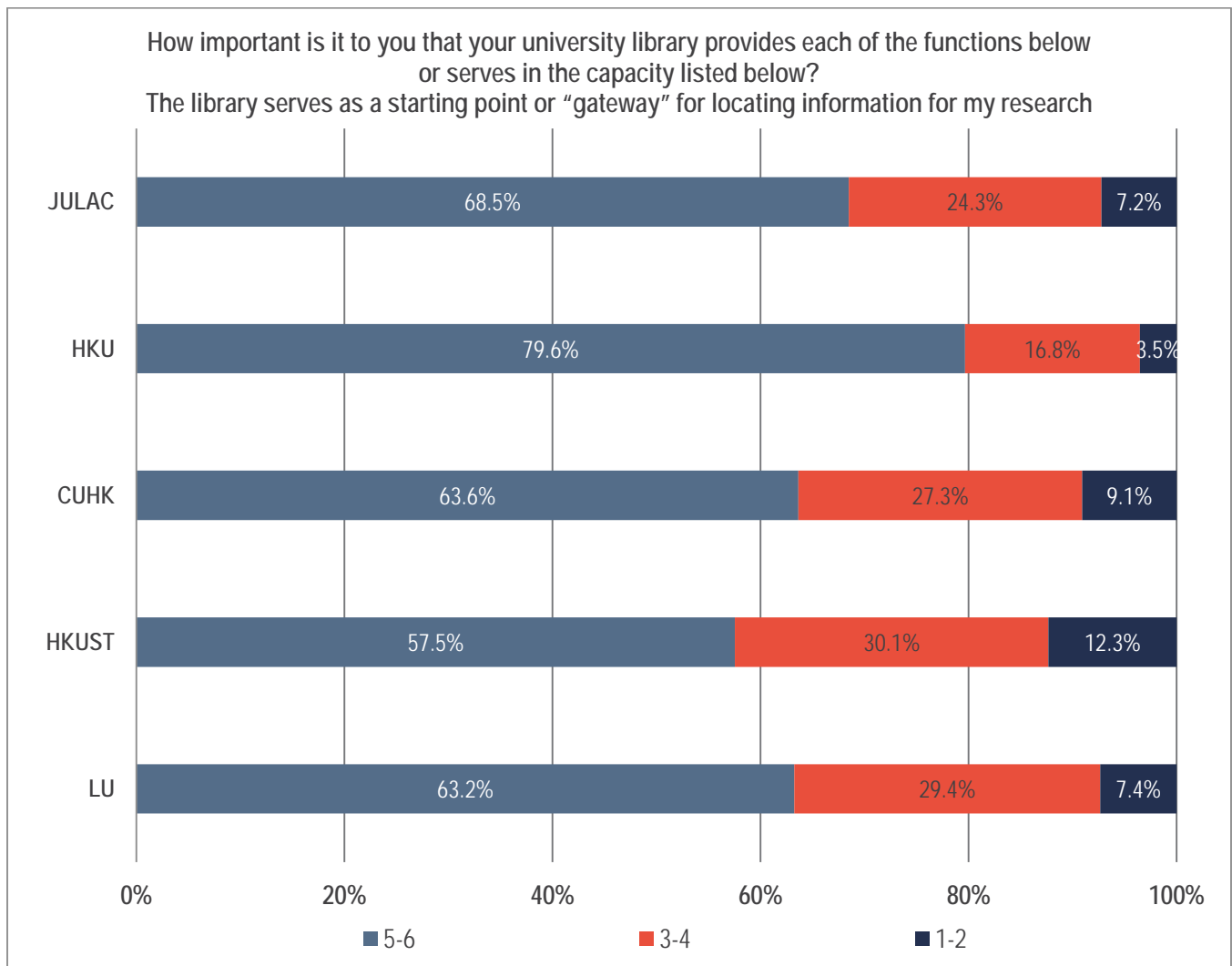


ROL2

How important is it to you that your university library provides each of the functions below or serves in the capacity listed below? Please use the scales below to rate from 6 to 1, where 6 equals "Extremely important" and 1 equals "Not at all important." Please select one answer for each item.

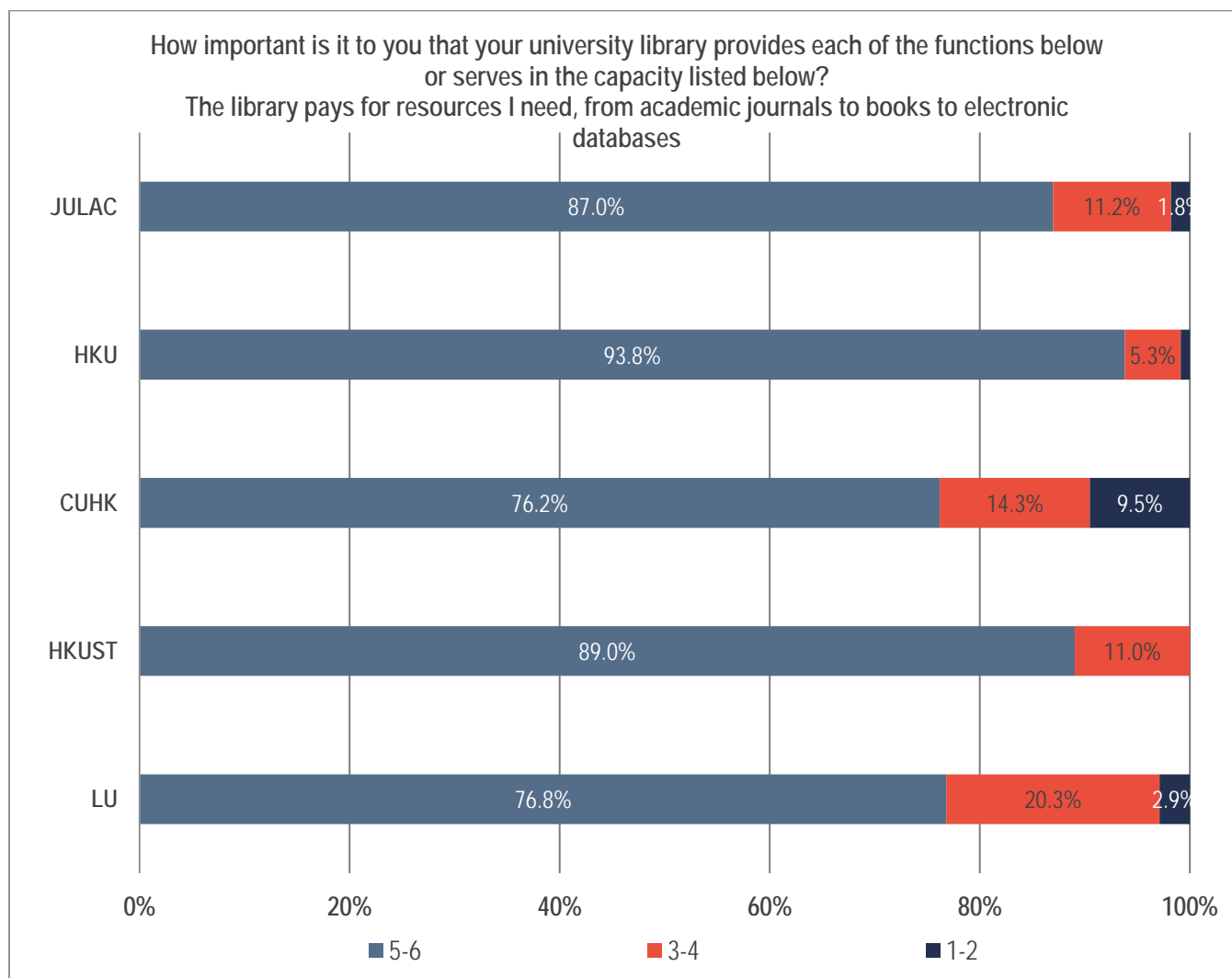
The library serves as a starting point or "gateway" for locating information for my research

	5-6	3-4	1-2	Response
JULAC	68.5%	24.3%	7.2%	276
HKU	79.6%	16.8%	3.5%	113
CUHK	63.6%	27.3%	9.1%	22
HKUST	57.5%	30.1%	12.3%	73
LU	63.2%	29.4%	7.4%	68



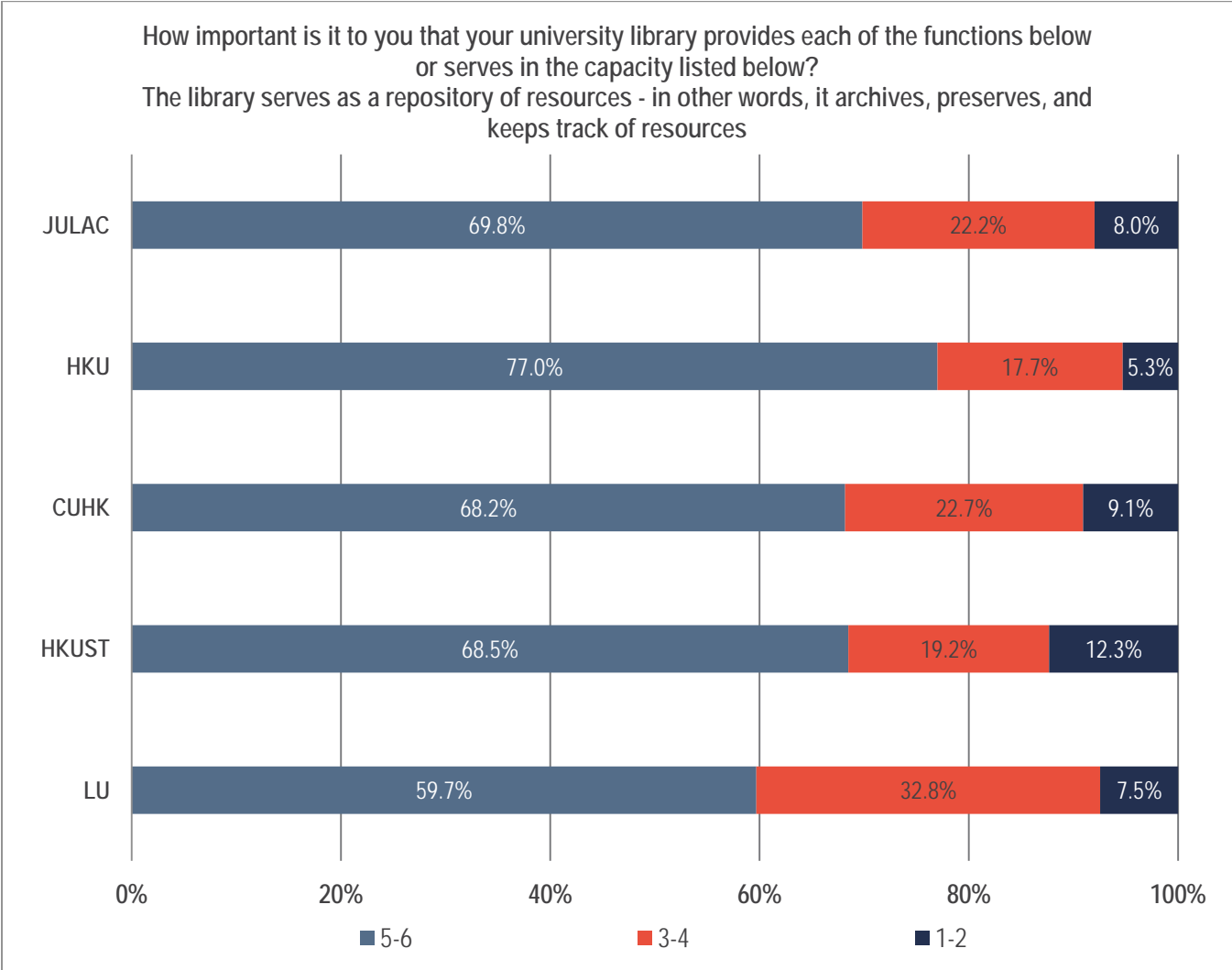
The library pays for resources I need, from academic journals to books to electronic databases

	5-6	3-4	1-2	Response
JULAC	87.0%	11.2%	1.8%	276
HKU	93.8%	5.3%	0.9%	113
CUHK	76.2%	14.3%	9.5%	21
HKUST	89.0%	11.0%	0.0%	73
LU	76.8%	20.3%	2.9%	69



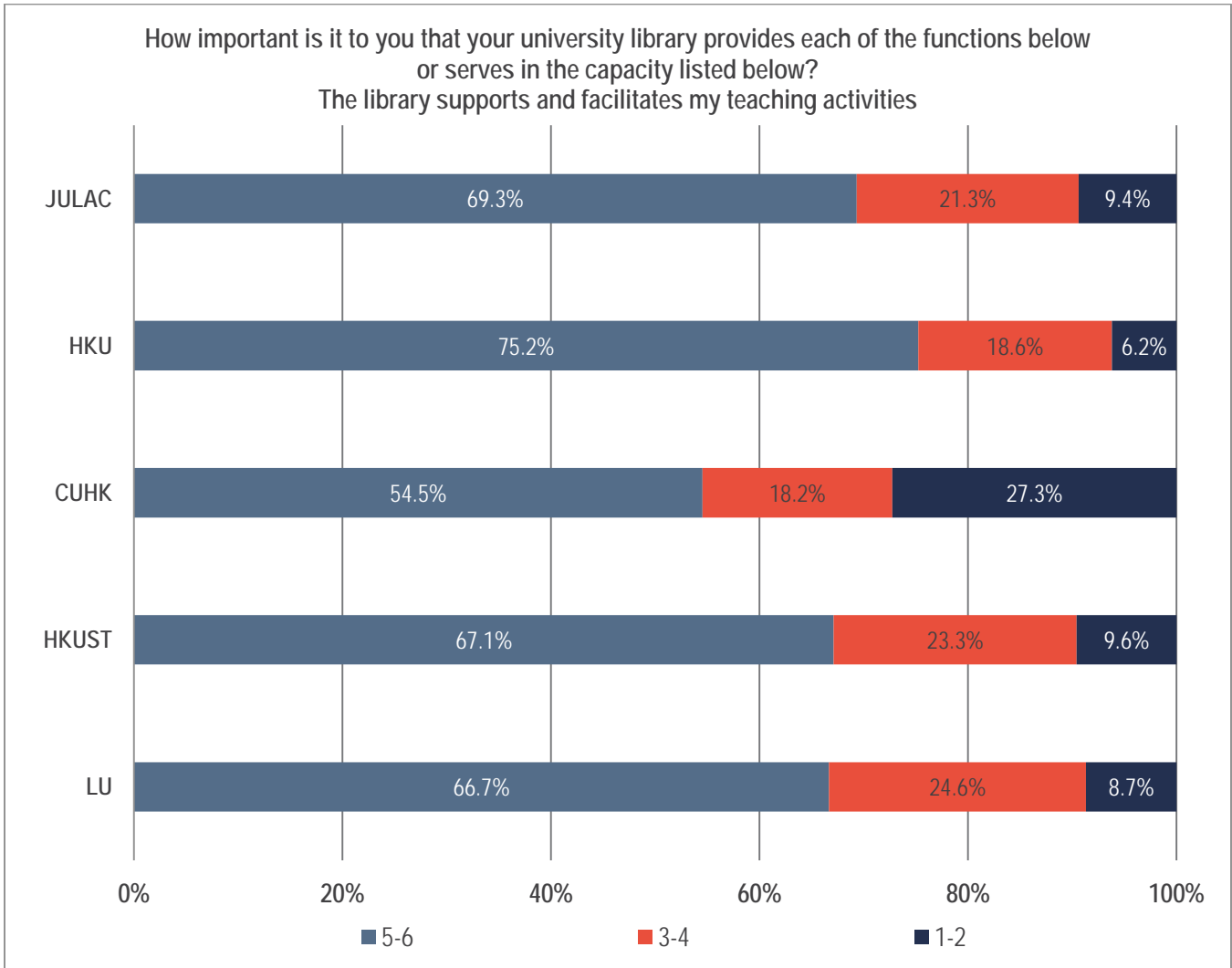
The library serves as a repository of resources - in other words, it archives, preserves, and keeps track of resources

	5-6	3-4	1-2	Response
JULAC	69.8%	22.2%	8.0%	275
HKU	77.0%	17.7%	5.3%	113
CUHK	68.2%	22.7%	9.1%	22
HKUST	68.5%	19.2%	12.3%	73
LU	59.7%	32.8%	7.5%	67



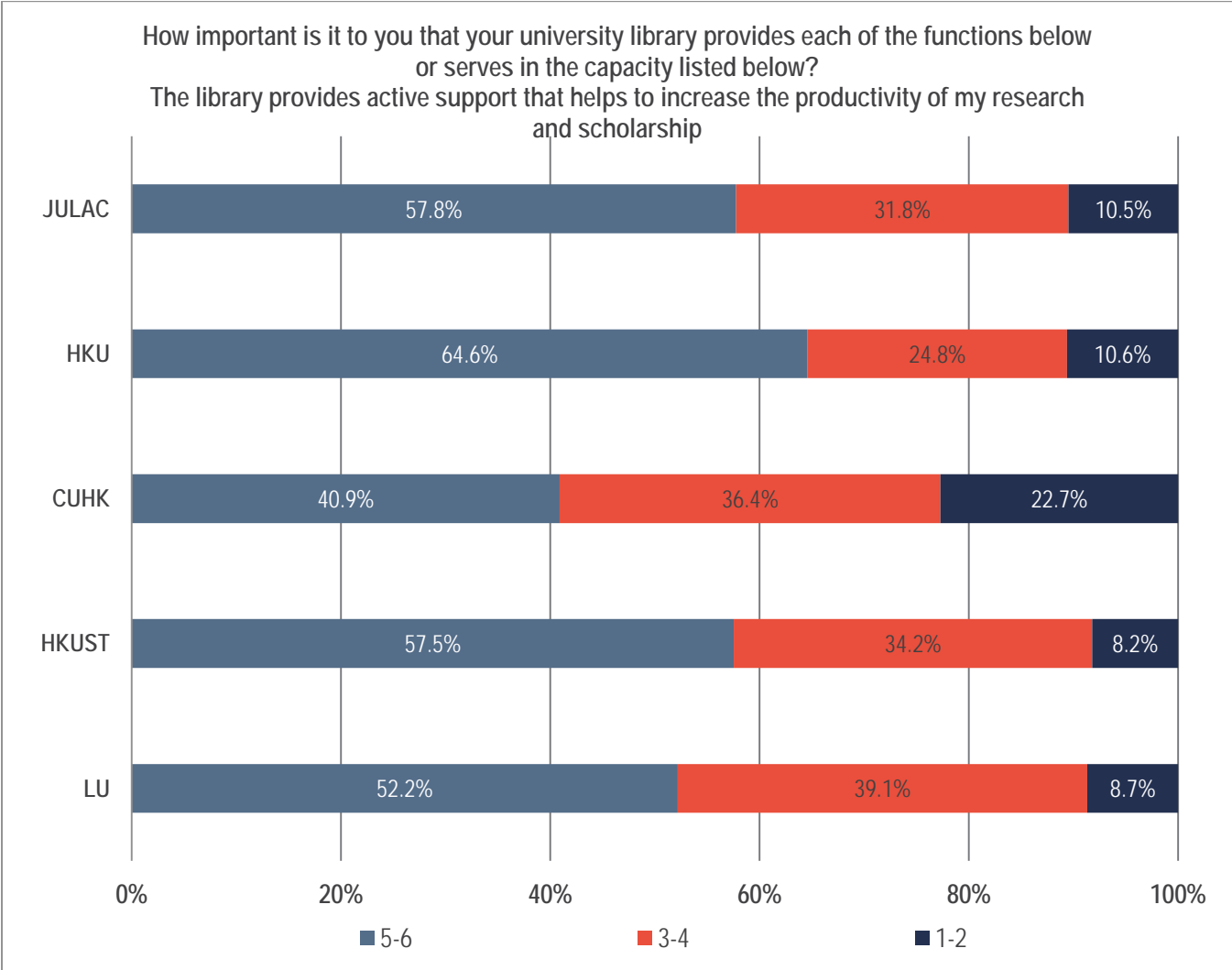
The library supports and facilitates my teaching activities

	5-6	3-4	1-2	Response
JULAC	69.3%	21.3%	9.4%	277
HKU	75.2%	18.6%	6.2%	113
CUHK	54.5%	18.2%	27.3%	22
HKUST	67.1%	23.3%	9.6%	73
LU	66.7%	24.6%	8.7%	69



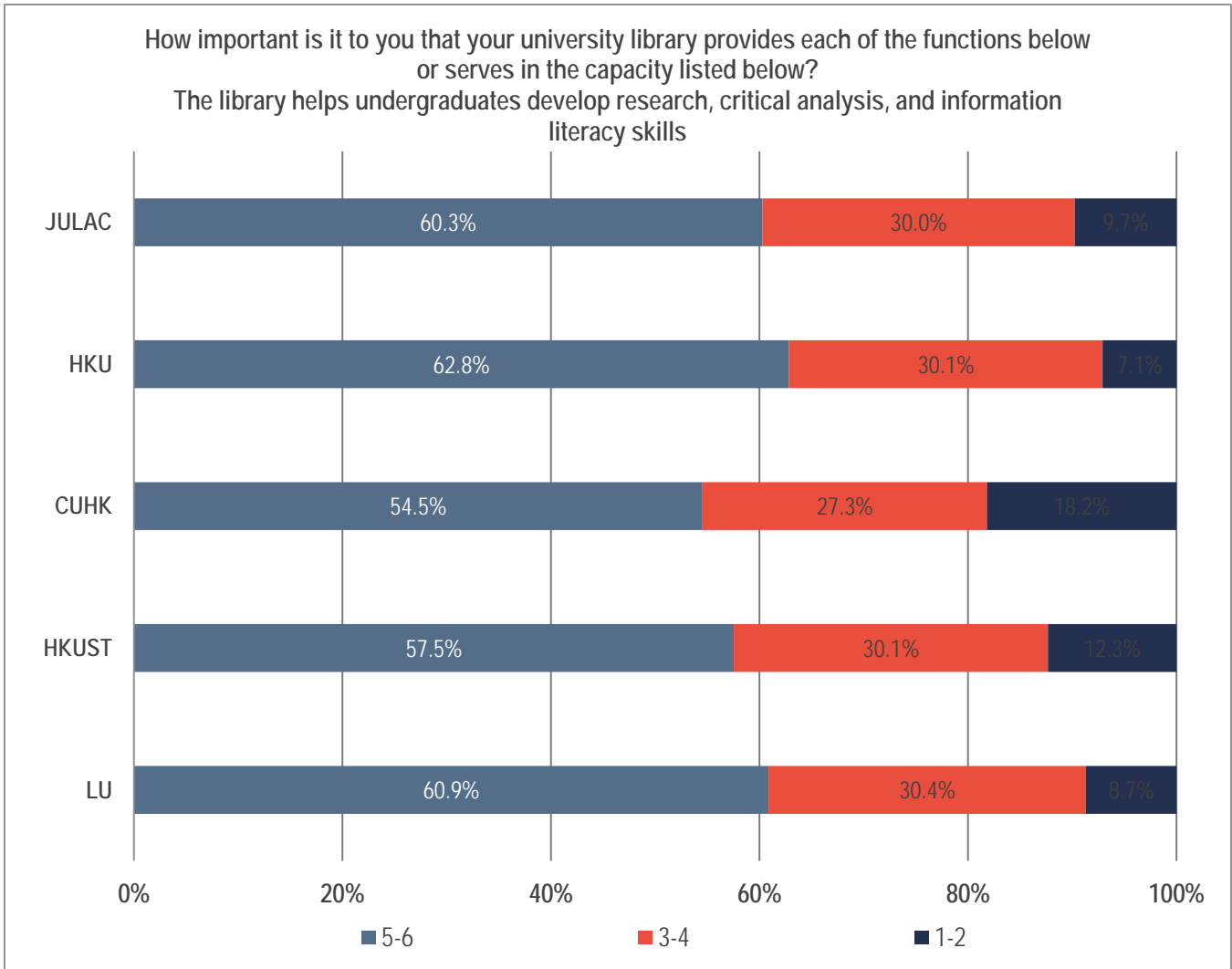
The library provides active support that helps to increase the productivity of my research and scholarship

	5-6	3-4	1-2	Response
JULAC	57.8%	31.8%	10.5%	277
HKU	64.6%	24.8%	10.6%	113
CUHK	40.9%	36.4%	22.7%	22
HKUST	57.5%	34.2%	8.2%	73
LU	52.2%	39.1%	8.7%	69



The library helps undergraduates develop research, critical analysis, and information literacy skills

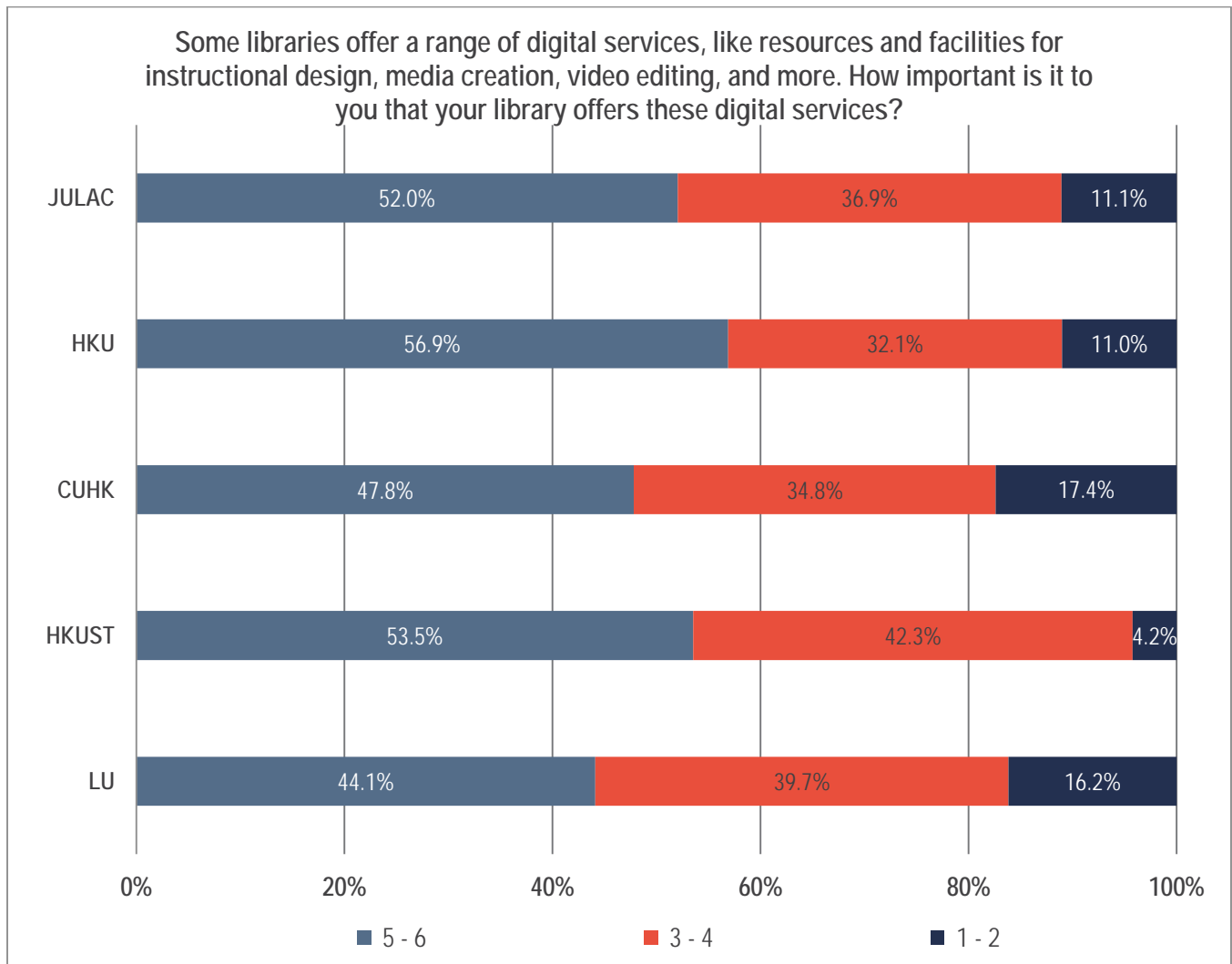
	5-6	3-4	1-2	Response
JULAC	60.3%	30.0%	9.7%	277
HKU	62.8%	30.1%	7.1%	113
CUHK	54.5%	27.3%	18.2%	22
HKUST	57.5%	30.1%	12.3%	73
LU	60.9%	30.4%	8.7%	69



ROL3

Some libraries offer a range of digital services, like resources and facilities for instructional design, media creation, video editing, and more. How important is it to you that your library offers these digital services? Please use the scales below to rate from 6 to 1, where 6 equals "Extremely important" and 1 equals "Not at all important."

	5 - 6	3 - 4	1 - 2	Response
JULAC	52.0%	36.9%	11.1%	271
HKU	56.9%	32.1%	11.0%	109
CUHK	47.8%	34.8%	17.4%	23
HKUST	53.5%	42.3%	4.2%	71
LU	44.1%	39.7%	16.2%	68

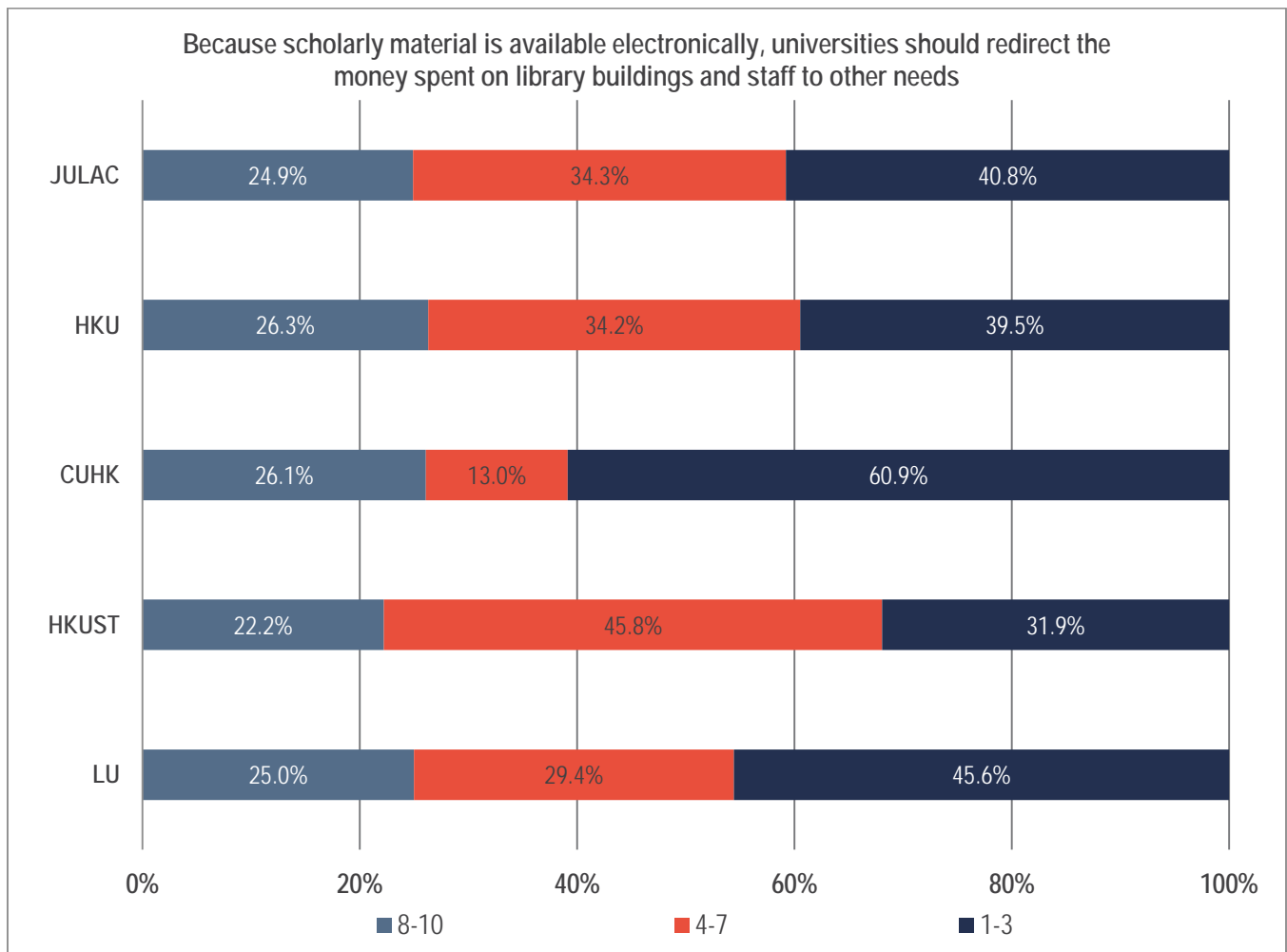


ROL4

Please use the 10 to 1 scales below to indicate how well each statement below describes your point of view - a 10 equals "Extremely well" and a 1 equals "Not at all well." You may pick any number on the scale. The higher the number, the better you think the statement describes your point of view. The lower the number, the less you think the statement describes your point of view.

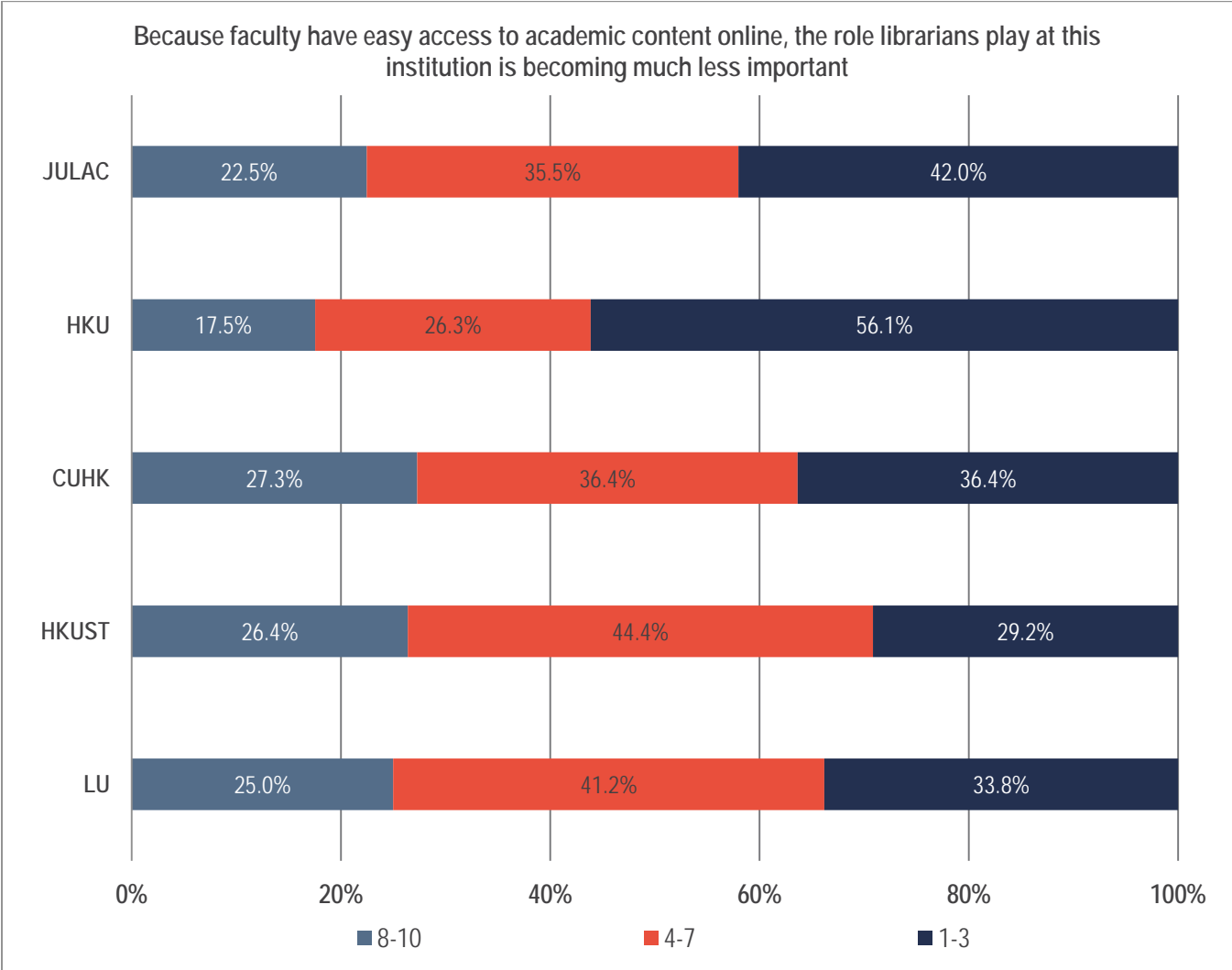
Because scholarly material is available electronically, universities should redirect the money spent on library buildings and staff to other needs

	8-10	4-7	1-3	Response
JULAC	24.9%	34.3%	40.8%	277
HKU	26.3%	34.2%	39.5%	114
CUHK	26.1%	13.0%	60.9%	23
HKUST	22.2%	45.8%	31.9%	72
LU	25.0%	29.4%	45.6%	68



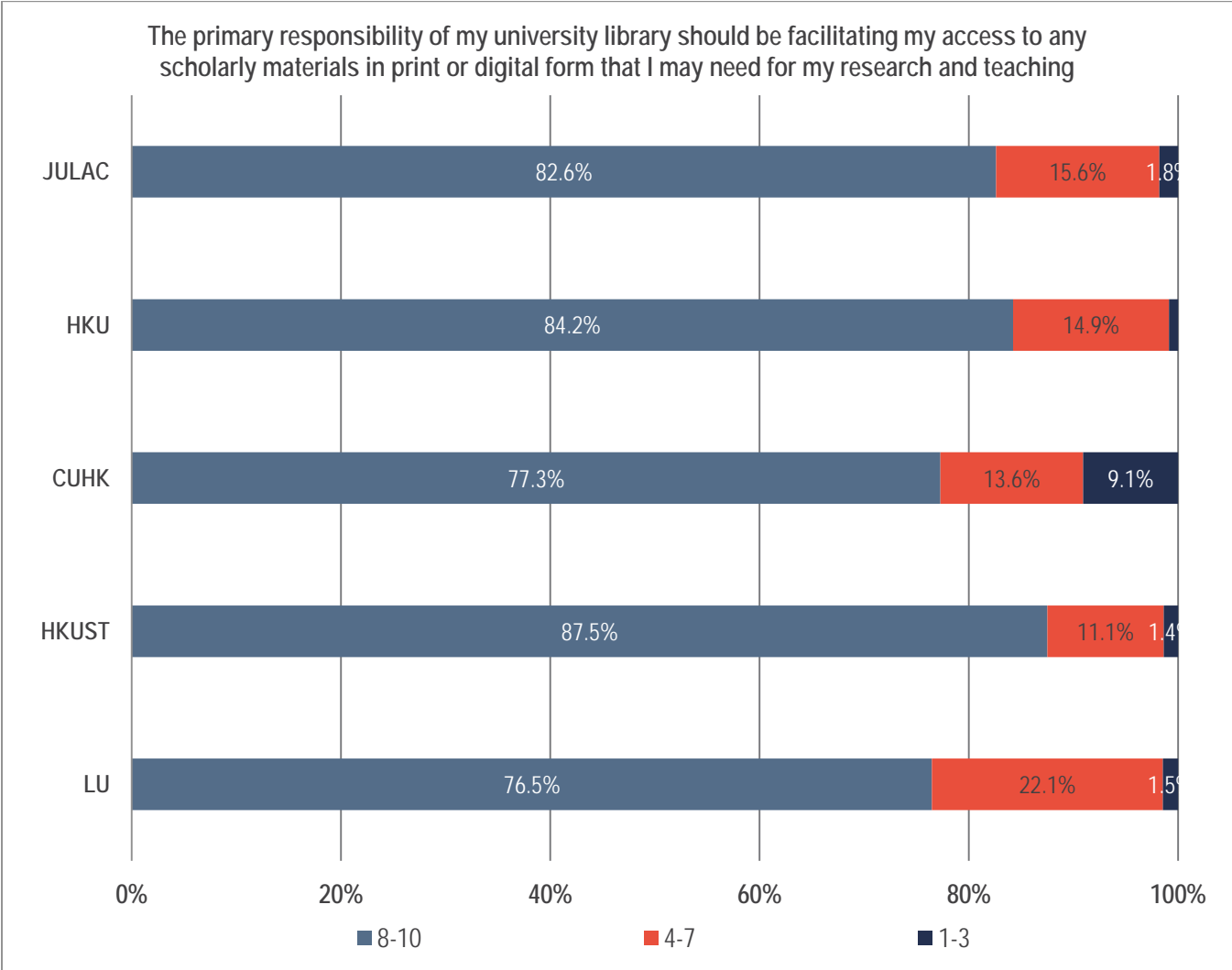
Because faculty have easy access to academic content online, the role librarians play at this institution is becoming much less important

	8-10	4-7	1-3	Response
JULAC	22.5%	35.5%	42.0%	276
HKU	17.5%	26.3%	56.1%	114
CUHK	27.3%	36.4%	36.4%	22
HKUST	26.4%	44.4%	29.2%	72
LU	25.0%	41.2%	33.8%	68



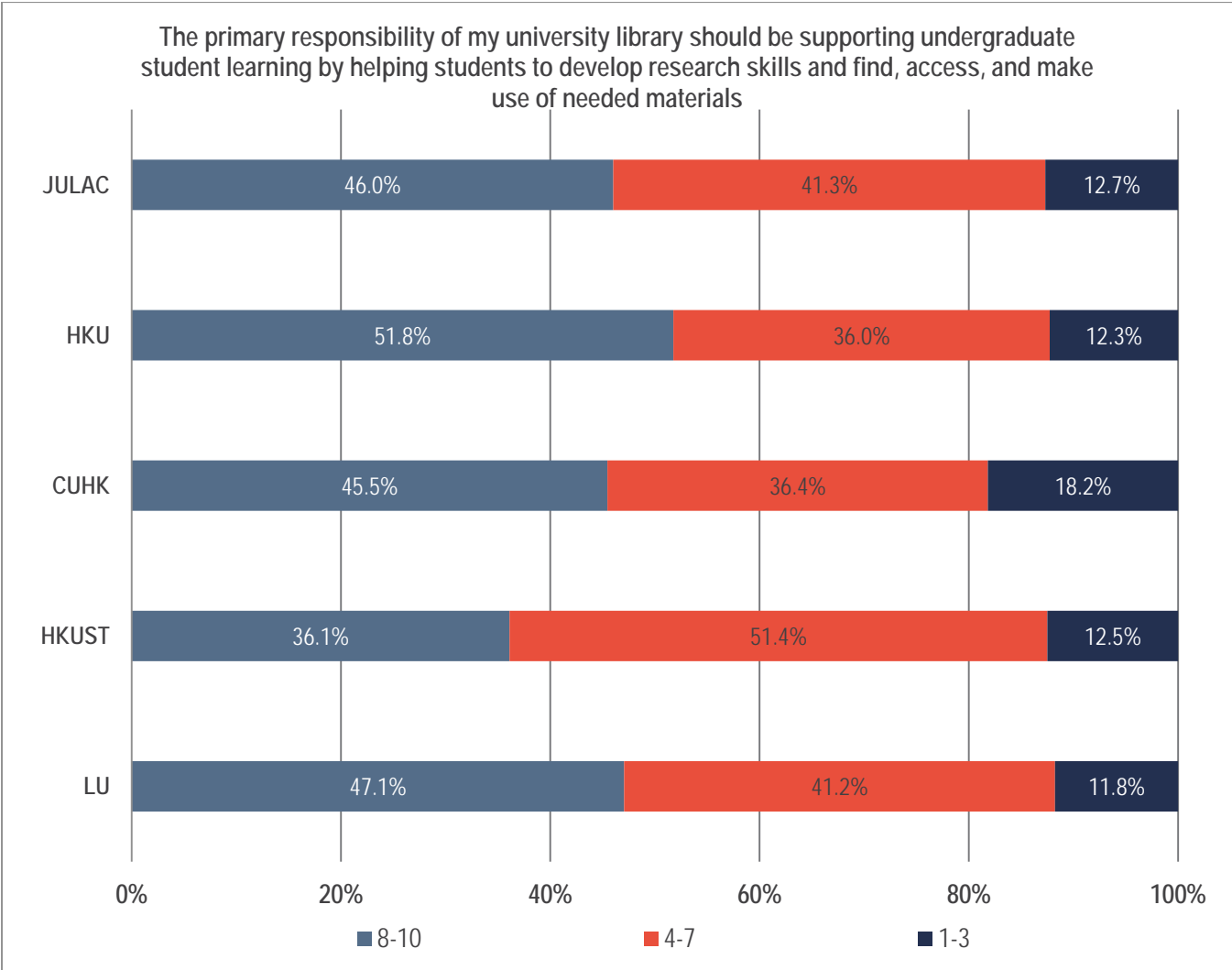
The primary responsibility of my university library should be facilitating my access to any scholarly materials in print or digital form that I may need for my research and teaching

	8-10	4-7	1-3	Response
JULAC	82.6%	15.6%	1.8%	276
HKU	84.2%	14.9%	.9%	114
CUHK	77.3%	13.6%	9.1%	22
HKUST	87.5%	11.1%	1.4%	72
LU	76.5%	22.1%	1.5%	68



The primary responsibility of my university library should be supporting undergraduate student learning by helping students to develop research skills and find, access, and make use of needed materials

	8-10	4-7	1-3	Response
JULAC	46.0%	41.3%	12.7%	276
HKU	51.8%	36.0%	12.3%	114
CUHK	45.5%	36.4%	18.2%	22
HKUST	36.1%	51.4%	12.5%	72
LU	47.1%	41.2%	11.8%	68



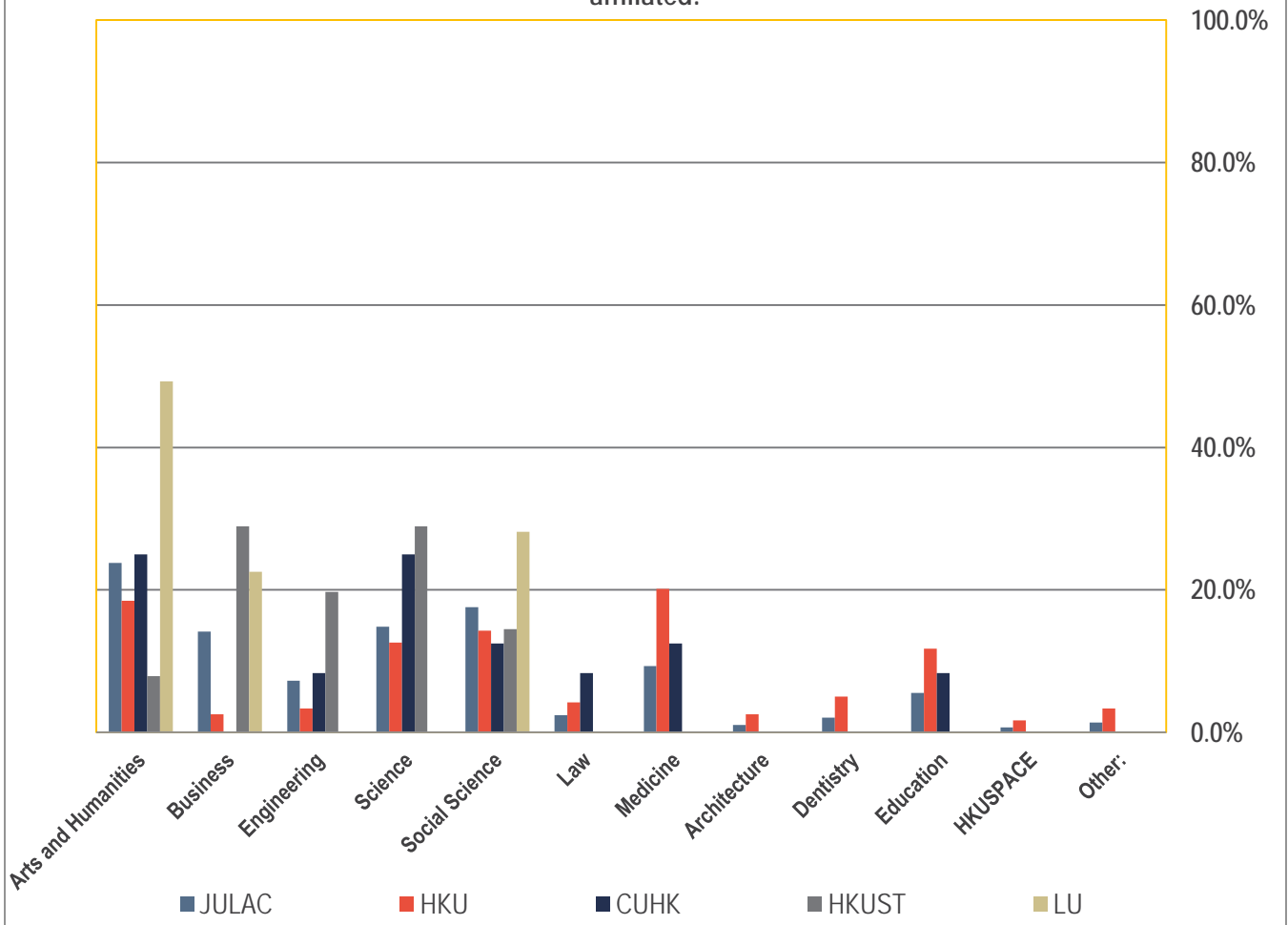
Demographics

D1

Please select the academic department or program with which you are primarily affiliated:

	JULAC	HKU	CUHK	HKUST	LU
Arts and Humanities	23.8%	18.5%	25.0%	7.9%	49.3%
Business	14.1%	2.5%	-	28.9%	22.5%
Engineering	7.2%	3.4%	8.3%	19.7%	-
Science	14.8%	12.6%	25.0%	28.9%	-
Social Science	17.6%	14.3%	12.5%	14.5%	28.2%
Law	2.4%	4.2%	8.3%	-	-
Medicine	9.3%	20.2%	12.5%	-	-
Architecture	1.0%	2.5%	-	-	-
Dentistry	2.1%	5.0%	-	-	-
Education	5.5%	11.8%	8.3%	-	-
HKUSPACE	0.7%	1.7%	-	-	-
Other:	1.4%	3.4%	-	-	-
	100.0%	100.0%	100.0%	100.0%	100.0%
Response	290	119	24	76	71

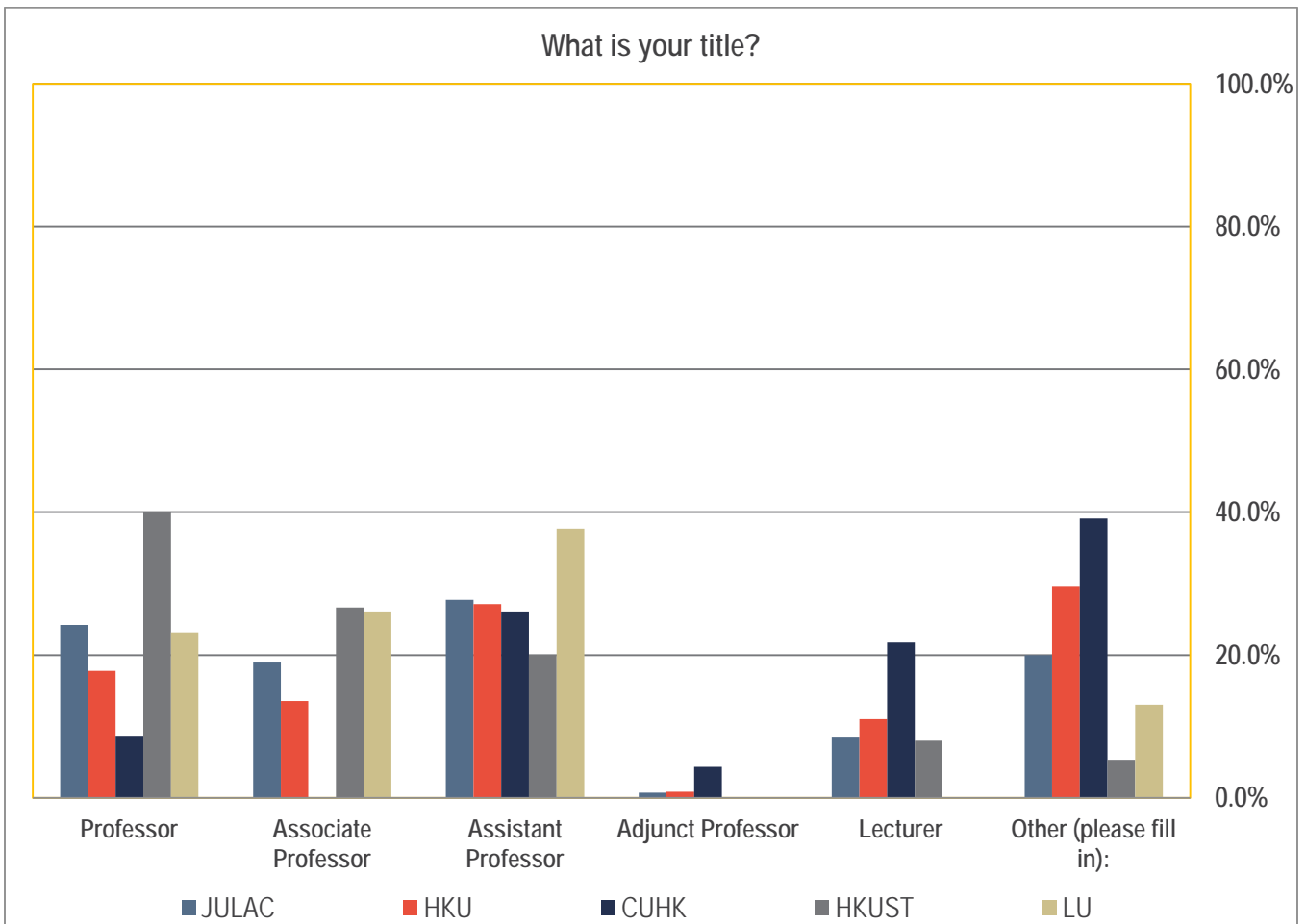
Please select the academic department or program with which you are primarily affiliated:



D2

What is your title?

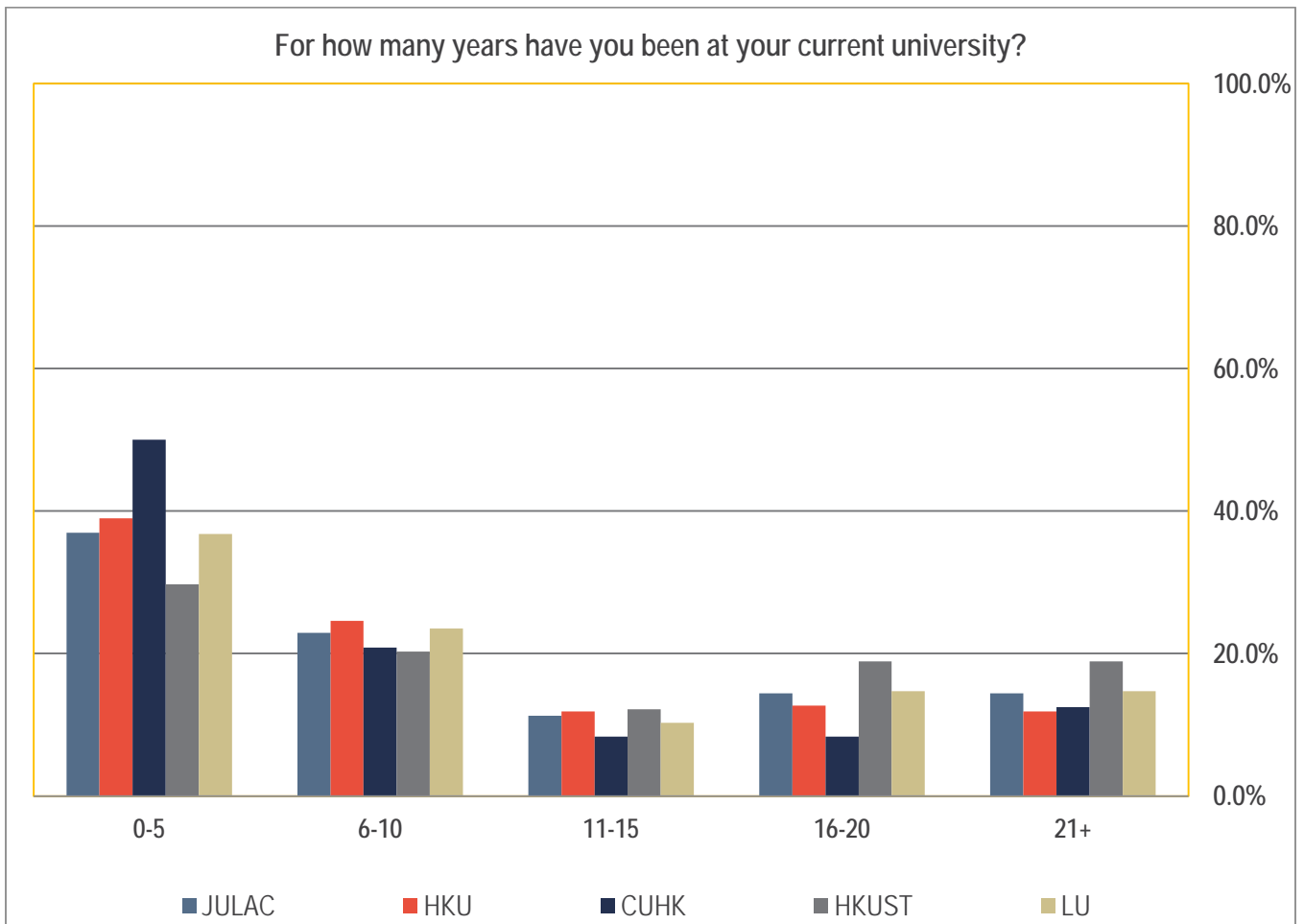
	JULAC	HKU	CUHK	HKUST	LU
Professor	24.2%	17.8%	8.7%	40.0%	23.2%
Associate Professor	18.9%	13.6%	-	26.7%	26.1%
Assistant Professor	27.7%	27.1%	26.1%	20.0%	37.7%
Adjunct Professor	0.7%	0.8%	4.3%	-	-
Lecturer	8.4%	11.0%	21.7%	8.0%	-
Other (please fill in):	20.0%	29.7%	39.1%	5.3%	13.0%
	100.0%	100.0%	100.0%	100.0%	100.0%
Response	285	118	23	75	69



D3

For how many years have you been at your current university?

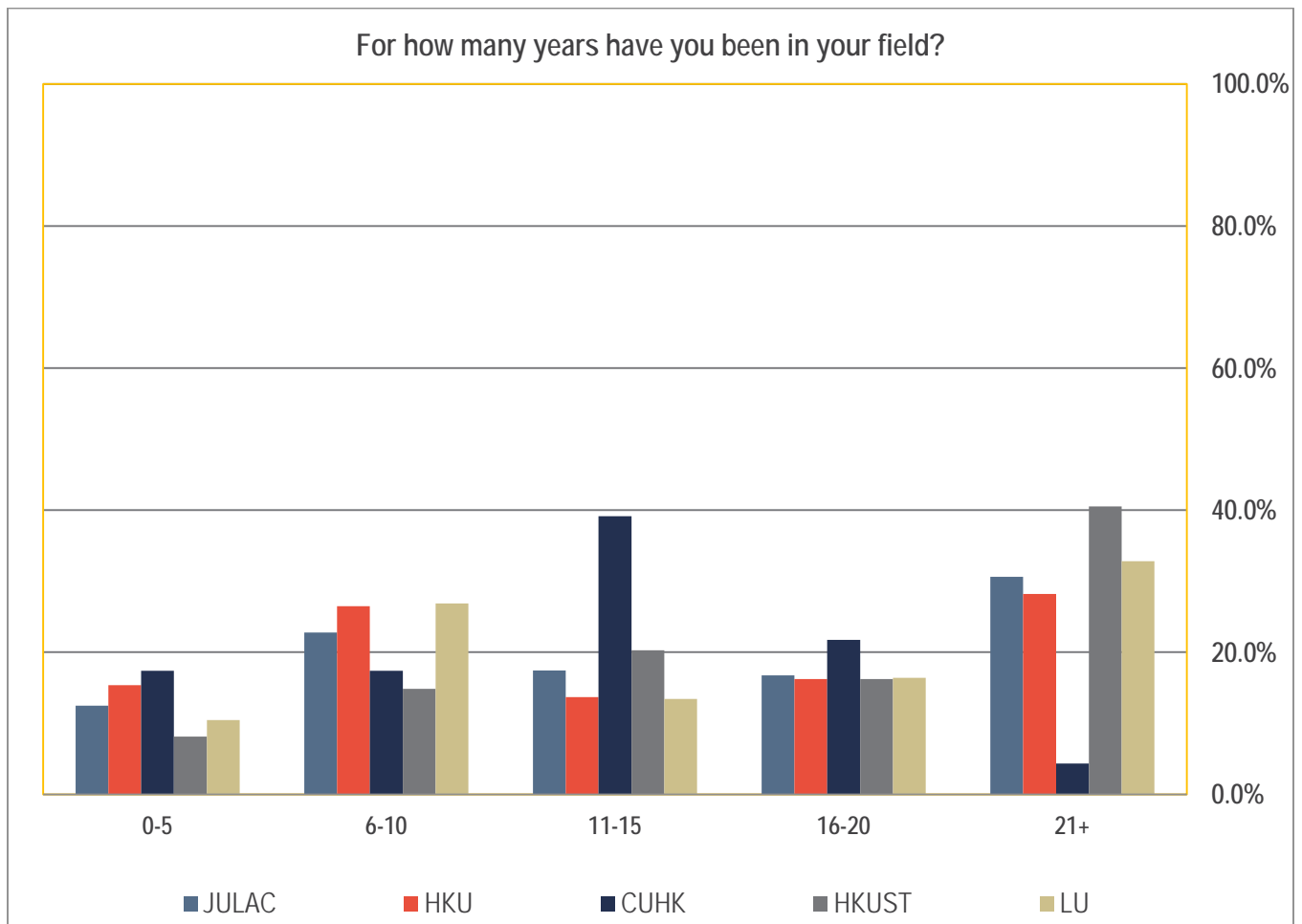
	JULAC	HKU	CUHK	HKUST	LU
0-5	37.0%	39.0%	50.0%	29.7%	36.8%
6-10	22.9%	24.6%	20.8%	20.3%	23.5%
11-15	11.3%	11.9%	8.3%	12.2%	10.3%
16-20	14.4%	12.7%	8.3%	18.9%	14.7%
21+	14.4%	11.9%	12.5%	18.9%	14.7%
	100.0%	100.0%	100.0%	100.0%	100.0%
Response	284	118	24	74	68



D4

For how many years have you been in your field?

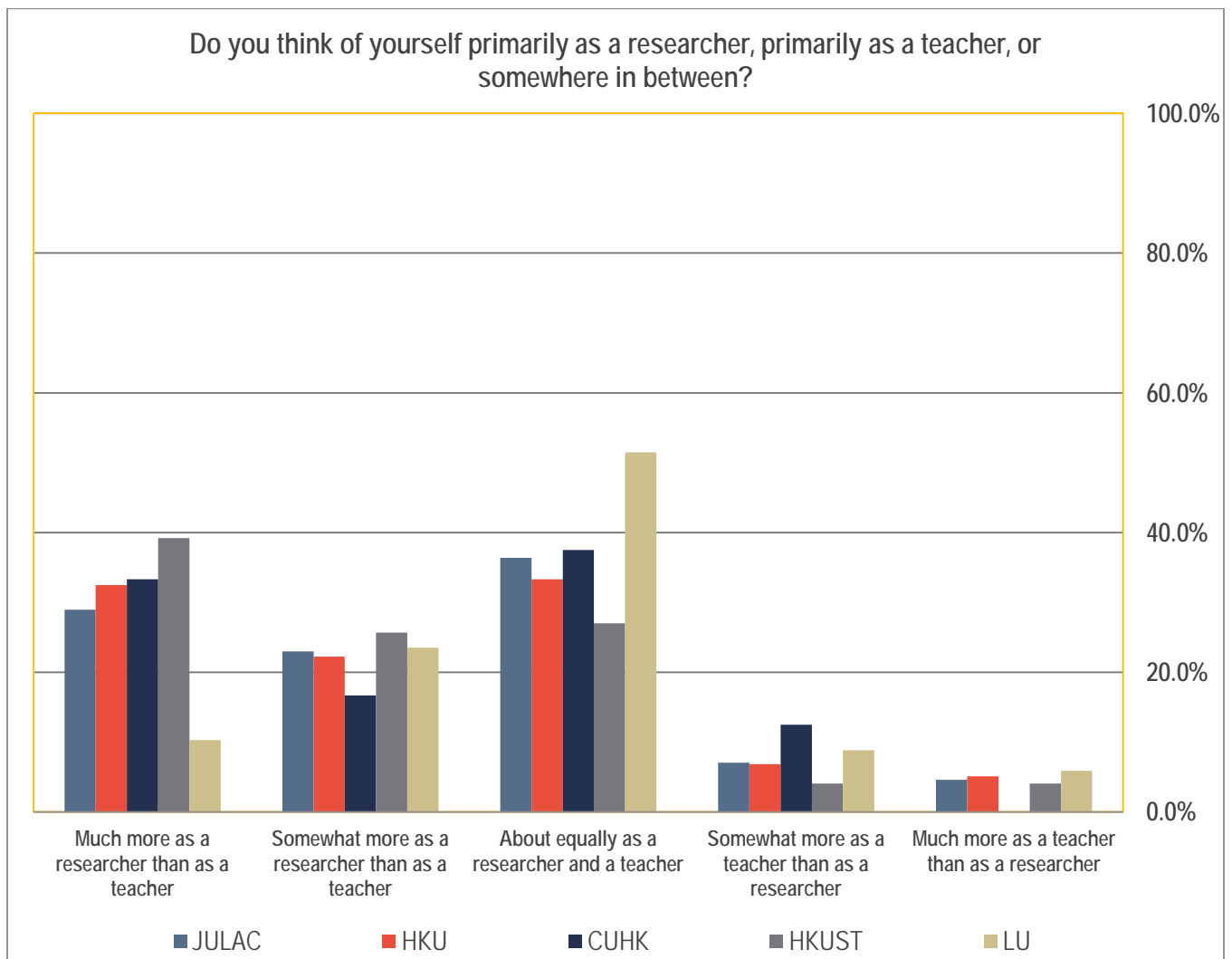
	JULAC	HKU	CUHK	HKUST	LU
0-5	12.5%	15.4%	17.4%	8.1%	10.4%
6-10	22.8%	26.5%	17.4%	14.9%	26.9%
11-15	17.4%	13.7%	39.1%	20.3%	13.4%
16-20	16.7%	16.2%	21.7%	16.2%	16.4%
21+	30.6%	28.2%	4.3%	40.5%	32.8%
	100.0%	100.0%	100.0%	100.0%	100.0%
Response	281	117	23	74	67



D5

Do you think of yourself primarily as a researcher, primarily as a teacher, or somewhere in between?

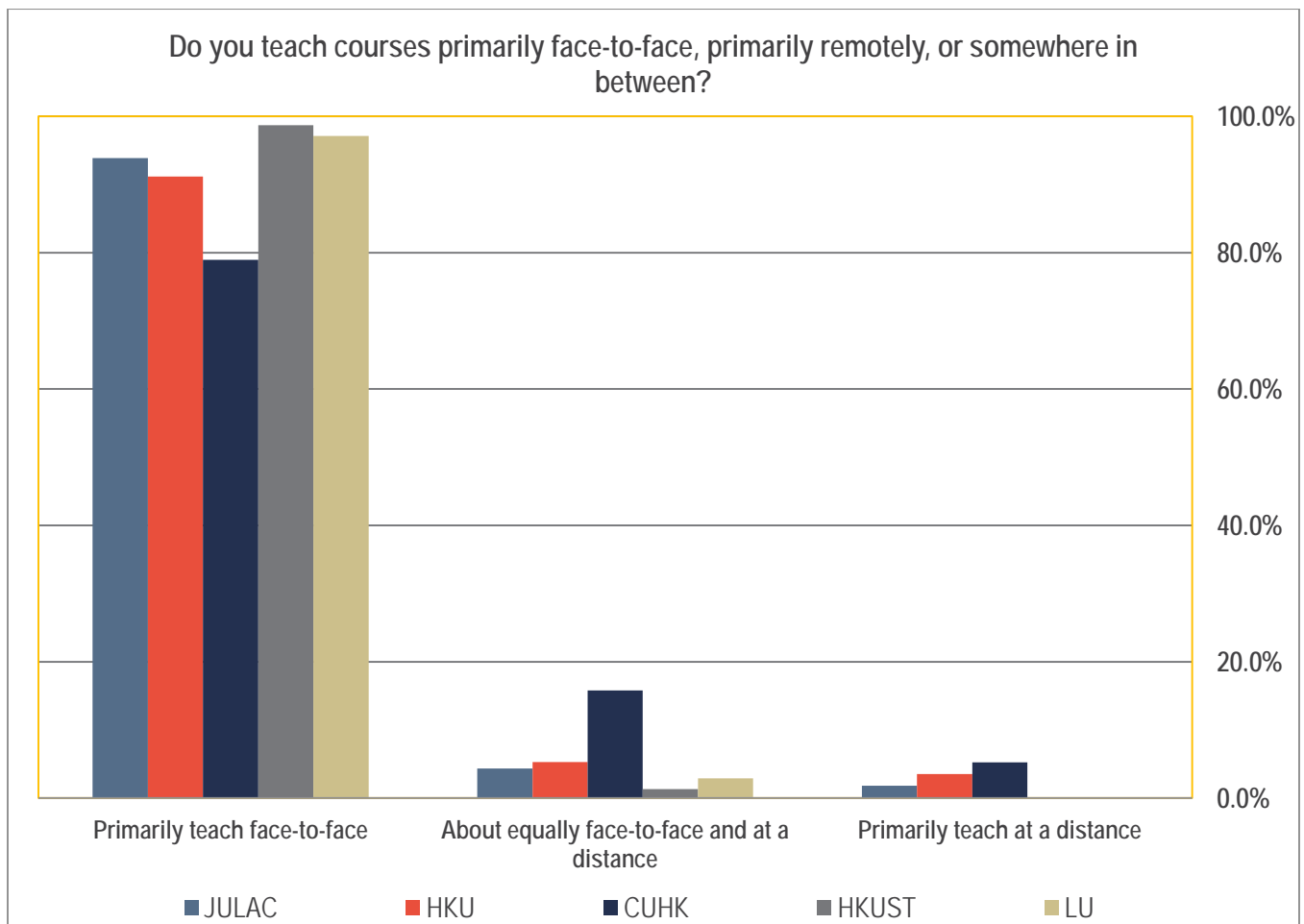
	JULAC	HKU	CUHK	HKUST	LU
Much more as a researcher than as a teacher	29.0%	32.5%	33.3%	39.2%	10.3%
Somewhat more as a researcher than as a teacher	23.0%	22.2%	16.7%	25.7%	23.5%
About equally as a researcher and a teacher	36.4%	33.3%	37.5%	27.0%	51.5%
Somewhat more as a teacher than as a researcher	7.1%	6.8%	12.5%	4.1%	8.8%
Much more as a teacher than as a researcher	4.6%	5.1%	-	4.1%	5.9%
	100.0%	100.0%	100.0%	100.0%	100.0%
Response	283	117	24	74	68



D6

Faculty members teach courses both in traditional face-to-face classroom settings and using a variety of distance education models. Do you teach courses primarily face-to-face, primarily remotely, or somewhere in between?

	JULAC	HKU	CUHK	HKUST	LU
Primarily teach face-to-face	93.8%	91.2%	78.9%	98.7%	97.1%
About equally face-to-face and at a distance	4.3%	5.3%	15.8%	1.3%	2.9%
Primarily teach at a distance	1.8%	3.5%	5.3%	-	-
	100.0%	100.0%	100.0%	100.0%	100.0%
Response	276	113	19	75	69



D7

What is your age?

	JULAC	HKU	CUHK	HKUST	LU
22 to 34	20.1%	31.4%	25.0%	10.8%	9.0%
35 to 44	32.2%	30.5%	33.3%	31.1%	35.8%
45 to 54	27.9%	22.9%	20.8%	43.2%	22.4%
55 to 64	16.6%	14.4%	16.7%	10.8%	26.9%
64 or over	3.2%	0.8%	4.2%	4.1%	6.0%
	100.0%	100.0%	100.0%	100.0%	100.0%
Response	283	118	24	74	67

